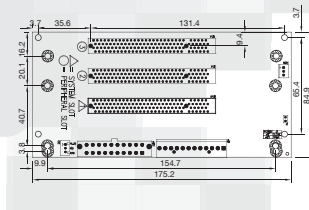



Backplanes

PCI (Half Size) Passive Backplanes



PBPCI-3SA



System	PCI	ISA	PISA
Single	3	0	0

Dimension

175.2 x 84.9 mm (6.8" x 3.3")

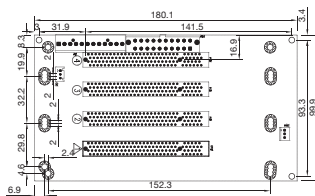

Work with Industrial Chassis

IEC-7301 (Page 10-7)

Work with SBC

Half size series; PCI Bus SBC
(Page 3-1)

PBPCI-4SA



System	PCI	ISA	PISA
Single	4	0	0

Dimension

180.1 x 99.9 mm (7.1" x 3.9")

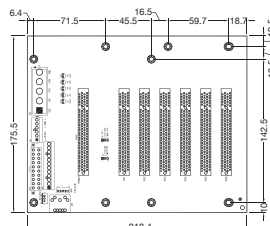
Work with Industrial Chassis

IEC-7401 (Page 10-8)

Work with SBC

Half size series; PCI Bus SBC
(Page 3-1)

PBPCI-6SA



System	PCI	ISA	PISA
Single	7	0	0

Dimension

218.4 x 175.5 mm (8.5" x 6.9")

Work with Industrial Chassis

IEC-7801 (Page 10-10)

Work with SBC

Half size series; PCI Bus SBC
(Page 3-1)

REMARK

PBPCI stands for Passive Backplane PCI