DEGSON是专业工业连接器制造商，能为客户提供定制化的解决方案。
DEGSON is a professional industrial connector manufacturer that offers customized solutions to customers.

DEGSON® Terminal Block



DEGSON ELECTRONICS CO.,LTD.
ISO9001 ISO14001 ISO80079-34 RoHS REACH

DEGSON® Circular Connectors

DEGSON ELECTRONICS CO.,LTD.
ISO9001 ISO14001 ISO80079-34 RoHS REACH

DEGSON® Heavy Duty Connector

DEGSON ELECTRONICS CO.,LTD.
ISO9001 ISO14001 ISO80079-34 RoHS REACH

DEGSON® EV Charger

DEGSON ELECTRONICS CO.,LTD.
ISO9001 ISO14001 ISO80079-34 RoHS REACH

DEGSON® Cable harness

DEGSON ELECTRONICS CO.,LTD.
ISO9001 ISO14001 ISO80079-34 RoHS REACH

DEGSON® Customized Product

DEGSON ELECTRONICS CO.,LTD.
ISO9001 ISO14001 ISO80079-34 RoHS REACH

DEGSON®
寧波高松電子有限公司
DEGSON ELECTRONICS CO.,LTD.

地址：No.1585. Xiaolin Road. Cixi.Ningbo China
邮编：315321
网址：www.degson.com
电话：+86-574-63504333
传真：+86-574-63512345
邮箱：sale@degson.com

DR 18-CE01

DEGSON® Din Rail Terminal Block

DEGSON®

Din Rail Terminal Block



DEGSON ELECTRONICS CO.,LTD.
ISO9001 ISO14001 ISO80079-34 RoHS REACH

公司简介

DEGSON高正(高松)电子有限公司创建于1990年，是一家高新技术企业，是亚洲最大接线端子和工业电气连接领域专业制造商之一，是亚洲首家拥有美国UL和德国VDE认可专业实验室的企业。产品通过了 RoHS REACH 等认证。公司通过了ISO9001、ISO14001、IOS80079-34和IRIS管理体系认证。

DEGSON产品畅销中国、德国、英国、意大利、西班牙、波兰、俄罗斯、印度、土耳其、巴西、美国、日本、韩国、南非等70多个国家和地区，为全球工业自动化、仪器仪表、电力电气、电梯、轨道交通、新能源、照明、通讯、电源、安防、船舶等行业，提供优良的产品服务。

DEGSON在全球建立了完善的销售网络，在德国和上海建立了营销中心，28年来DEGSON以务实诚信、责任创新、和谐发展、规则共赢的企业精神，更好地为客户提供更快捷、全面、专业的本地化服务。

Brief Introduction

Founded in 1990, DEGSON Electronics Co., Ltd. Is one of the largest manufacturers of terminal blocks and industrial electrical connection products in Asia. As a high-tech enterprise, DEGSON owns the first UL and VDE authorized laboratory in Asia. DEGSON products have been approved by RoHS REACH. The company has been granted ISO9001, ISO14001, ISO80079-34 and IRIS management system certificates.

DEGSON products are very popular in China, Germany, UK, Italy, Spain, Poland, Russia, India, Turkey, Brazil, USA, Japan, Korea, South Africa, etc. totally more than 70 countries and areas. DEGSON provides excellent products and service for the customers all over the world, especially in Industrial Automation, Instrument, Elevator, Electric Power, Rail Transport, New Energy, Lighting, Telecommunication, Power Supply, Security, Ship-building and so on.

DEGSON fulfills the sales network all over the world and sets up marketing centers in Germany and Shanghai, China. Pragmatic, Sincerity, Responsibility, Innovation, Harmonious Development, Rule and Win-win. In accordance with these spirits of enterprise for 28 years, DEGSON will keep providing more speedy, comprehensive and professional local service to our customers.

CONTENTS

DS Series


DS 2-Conductor types Page3

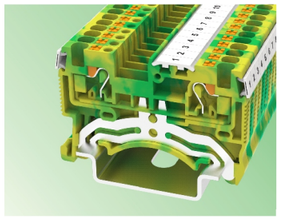
DS 2-Conductor ground types Page6

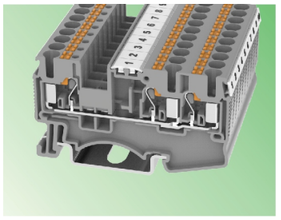
DS 3-Conductor types Page9


DS 3-Current ground types Page10

DC Series


DC 2-Conductor types Page15


DC 2-Conductor types Page16


DC 2-Conductor ground types Page18


DC 2-Current ground types Page20

PC Series


PC 2-Conductor types Page23


PC High-Current types Page27


PC 2-Conductor ground types Page29


PC 2-Current ground types Page32


PC 3-Conductor types Page33


PC 3-Conductor ground types Page35


PC 4-Conductor types Page37


PC 4-Conductor ground types Page38

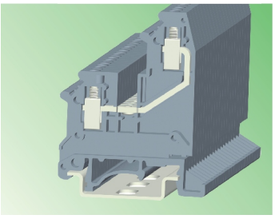
PC Types with same direction Page39

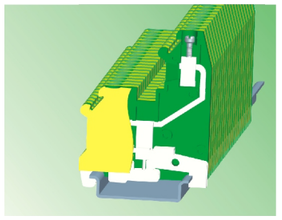
PC Ground types with same direction Page40


PC Double-level types Page41


PC Types used in architecture Page44


PC Ground types used In architecture Page46


PC Fuse type with disconnect levers Page47


PC Knife diseonnect types Page50


PC Test disconnect types Page52


PC Disconnect types Page53


PC Miniature types Page54


PC Miniature ground types Page56

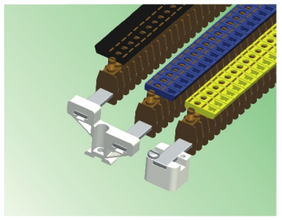
PC L/N/PE types Page58

WS Series


WS 2-Conductor types Page63


WS 2-Conductor ground types Page66


WS 3-Conductor types Page69


WS 3-Conductor ground types Page72


WS 4-Conductor types Page75


WS 4-Conductor ground types Page77


WS 2-Conductor diode types Page79


WS Angled types Page85


WS Angled ground types Page86


WS Side-entry types Page87


WS Side-entry ground types Page90


WS Fuse types Page92

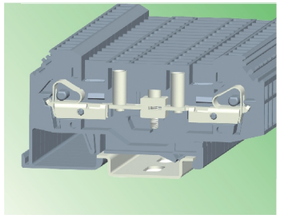
WS Disconnect types Page93


WS Miniature types Page95


WS Miniature types Page96


WS Miniature types,no rail Page97


WS Miniature types side-entry Page100


WS Snap-in mounting foot Page102


WS Snap-in mounting foot Page103


WS Push-buttons with snap-in mounting foot Page105

DS series

DS直插式弹簧接线端子
DS spring push-in structure



DS直插式弹簧压线结构

绝缘件采用尼龙66，具有良好的韧性和阻燃性。

采用镍铬不锈钢弹簧，耐腐蚀性能最佳。

抗振动，防松动，免维护。

插入式弹簧结构，快速接线。

接线范围0.2-16mm^2。

DS spring push-in structure

The insulation housing is made from PA66 housing which have the advantage of toughness and fire resistance.

The spring is made of Nickel chromium stainless steel, the best corrosion resistance performance.

Anti-vibration, anti-loose and maintenance-free.

Plug-in spring structure, fast connection.

Wire range: 0.2-16mm^2.

特点:
Features:

特点:

DS直插式弹簧接线端子无需借助工具,直接插拔,并能使钢性导线和带冷压头(横截面大于0.34mm^{2}以上柔性导线）直接接线，操作灵活，简便易用，抗振性能好，橙色助拔按钮，可用任何工具轻松拔出导线。

采用插入式双通道桥接件设计，可以方便的实现电路的连接和跨接，触点可标识。

Feature:

DS series is available for pulling and inserting without tool. Wiring directly for the solid wire and stranded wire with ferrule(cross section more than 0.34mm^2).

Easy operation, user-friendly,good anti-vibration. performance. The orange button is helpful for pulling wire. Double bridge design, convenient to connect and bridge joint the circult,Wirng hole can be marked with label.

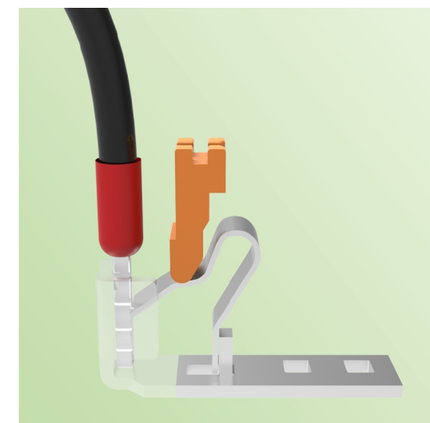



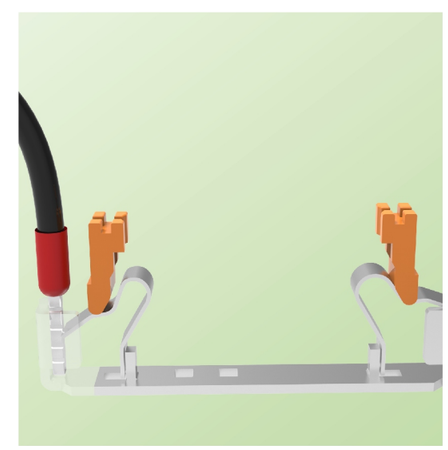

DS 2-Conductor types



DS直插式接线端子，绝缘件采用尼龙66具有良好的韧性和阻燃性，产品设计符合IEC60947、IEC60079、UL1059、UL486E、CSAC22.2 NO.158等国际标准。具有以下优点：

---Push in技术0.25MM²以上的预制导线，可直接插入
---带橙色按钮，无需附加工具可轻松拔出导线。
---双通道桥接件设计，电路连接更方便。
---接线位标识清晰，可防止接线错误。

DS push-in type:
The insulation housing is made from PA66 housing which have the advantage of toughness and fire resistance. The product meet the international standard like IEC60947,IEC60079,UL1059,UL486E, CSAC22.2 NO.158.
The advantages:
--- -Push-in connection technology Thestranded conductor more than 0.25mm² with ferrule canbe inserted easily.
----Easy to release the wire by the pushing the orange botton without any other accessaries.
----Double bridge accessary design, convenient to connect the circuit.
----Well-marked wiring position is able to prevent the wiring mistake.



DS 1.5

c UL us CE EAC RoHS REACH

	U [V]	I [A]	Wire size
IEC 60947-7-1	500	17.5	0.2-1.5mm²
UL 1059	300	15	26-14AWG



DS 2.5

c UL us CE EAC RoHS REACH

	U [V]	I [A]	Wire size
IEC 60947-7-1	1000	24	0.2-4mm²
UL 1059	600	20	26-12AWG



DS 4

c UL us CE EAC RoHS REACH

	U [V]	I [A]	Wire size
IEC 60947-7-1	1000	32	0.2-6mm²
UL 1059	600	30	24-10AWG



DS 6

c UL us CE EAC RoHS REACH

	U [V]	I [A]	Wire size
IEC 60947-7-1	1000	41	0.5-10mm²
UL 1059	600	50	20-8AWG

说明 Specification		型号 Type	I_{max}	Purchase Pkt.	型号 Type	I_{max}	Purchase Pkt.	型号 Type	I_{max}	Purchase Pkt.	型号 Type	I_{max}	Purchase Pkt.
端子可安装在 Terminal block,for mounting on		DS1.5		50	DS2.5		50	DS4		50	DS6		50
端板 Cover		D-DS1.5		50	D-DS2.5		50	D-DS4		50	D-DS6		50
补偿端板 Spacer Plate		–		10	DP5		10	DP6		10	DP8		10
相邻跨接件 Adjacent jumper		DFB1.5	17.5A	50	DFB2.5	24A	50	DFB4	32A	50	DFB6	41A	10
测试插头 Test plug		DBS3.5		10	DBS5		10	DBS6		10	DBS 8		10
绝缘套管 Protective warning marker		DPS		10	DPS		10	DPS		10	DPS		10
测试插头适配器 Test plug adapter		–		–	DAI4		10	DAI 4		10	DAI4		10
测试插头 Test plug		DMPS		10	DMPS		10	DMPS		10	DMPS		10
绝缘止动件 Insulation stop		TTA-1.5		50	TTA-2.5		50	TTA-4		50	–		–
标记条 Zack strip		ZB3.5			DEK5/WB5/ZB5			DEK6/ZB6			ZB8		
Technical data													
尺寸 Dimensions													
厚度/宽度/端板厚度 T/W/Cover thickness	[mm]	3.5/45/1.5			5.2/48.6/1.5			6.2/56.6/1.5			8.2/58.0/1.5		
高度 Height(NS35:7.5/NS35:15)	[mm]	32/39			37/44			37/44			42/49		
技术参数符合IEC/ DIN VDE 标准 Technical data in accordance with IEC/DIN VDE													
最大额定工作电流/截面积 Maximum load current/cross section	[A]/[mm²]	17.5/1.5			24/2.5			32/4			41/6		
接线容量 Connection capacity													
带管状裸端头/管状预绝缘端头的柔性导线 Stranded with ferrule without/with plastic sleeve	[mm²]	0.14-1.5/0.14-1.0			0.14-2.5/0.14-2.5			0.25-4/0.25-4			0.5-6/0.5-6		
带T WIN管状预绝缘端头的柔性导线 Stranded with TWIN ferrule with plastic sleeve	[mm²]	–			0.5			0.5-1			0.5-1.5		
General data													
剥线长度 Stripping length	[mm]	8-10			8-10			10-12			12		
绝缘材料 Insulating material		PA			PA			PA			PA		
根据UL 94所确定的材料等级 Inflammability class acc. to UL 94		V0			V0			V0			V0		

DS SERIES

DEGSON®

DS 2-Conductor types



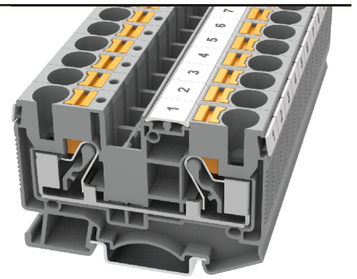

DS 10

cULus CE EAC RoHS REACH

	U [V]	I [A]	Wire size
IEC 60947-7-1	1000	57	0.5-16mm²
UL 1059	600	65	20-6AWG

DS 16

CE EAC RoHS REACH

	U [V]	I [A]	Wire size
IEC 60947-7-1	1000	76	0.5-25mm²
UL 1059	600	85	20-4AWG

说明 Specification	型号 Type	I_{max}	Purchase Pkt.	型号 Type	I_{max}	Purchase Pkt.
端子，可安装在 ⊔ ⊔ Terminal block,for mounting on ⊔ ⊔	DS10		50	DS16		50
端板 Cover	D-DS10		50	D-DS16		50
补偿端板 Spacer Plate	–		–	–		–
相邻跨接件 Adjacent jumper	DFB10	57A	10	DFB16	76A	10
测试插头 Test plug	–		–	–		–
绝缘套管 Protective warning marker	DPS		10	DPS		10
测试插头适配器 Test plug adapter	–		–	–		–
测试插头 Test plug	DMPS		10	DMPS		10
绝缘止动件 Insulation stop	–		–	–		–
标记条 Zack strip	ZB10			ZB10		
Technical data						
尺寸 Dimensions						
厚度/宽度/端板厚度 T/W/Cover thickness [mm]	10.2/67.7/1.5			12.2/75.4/1.5		
高度 Height(NS35:7.5/NS35:15) [mm]	51/58			52.6/59.6		
技术参数符合IEC/ DIN VDE 标准 Technical data in accordance with IEC/DIN VDE						
最大额定工作电流/截面积 Maximum load current/cross section [A]/[mm²]	57/10			76/16		
接线容量 Connection capacity						
带管状裸端头/管状预绝缘端头的柔性导线 Stranded with ferrule without/with plastic sleeve [mm²]	0.5-10/0.5-10			0.5-16/0.5-16		
带T WIN管状预绝缘端头的柔性导线 Stranded with TWIN ferrule with plastic sleeve [mm²]	1.5-4			1.5-4		
General data						
剥线长度 Stripping length [mm]	18			18		
绝缘材料 Insulating material	PA			PA		
根据UL 94所确定的材料等级 Inflammability class acc. to UL 94	V0			V0		

DS SERIES

DS 2-Conductor ground types



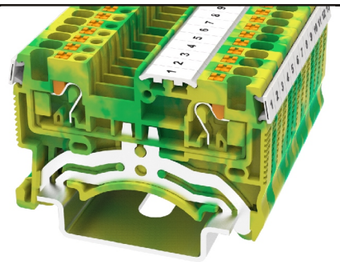

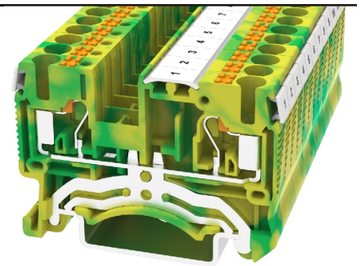

DS 1.5-PE

cULus CE EAC RoHS REACH

	U [V]	I [A]	Wire size
IEC 60947-7-2	–	–	0.2-1.5mm²
UL 1059	–	–	26-14AWG

DS 2.5-PE

cULus CE EAC RoHS REACH

	U [V]	I [A]	Wire size
IEC 60947-7-2	–	–	0.2-4mm²
UL 1059	–	–	26-12AWG

说明 Specification	型号 Type	I_{max}	Purchase Pkt.	型号 Type	I_{max}	Purchase Pkt.
端子，可安装在 ⊔ ⊔ Terminal block,for mounting on ⊔ ⊔	DS1.5-PE		50	DS2.5-PE		50
端板 Cover	D-DS1.5		50	D-DS2.5		50
补偿端板 Spacer Plate	–		–	DP5		10
相邻跨接件 Adjacent jumper	–		–	–		–
测试插头 Test plug	DBS3.5		10	DBS5		10
绝缘套管 Protective warning marker	DPS		10	DPS		10
测试插头适配器 Test plug adapter	–		–	DAI4		10
测试插头 Test plug	DMPS		10	DMPS		10
绝缘止动件 Insulation stop	TTA-2.5		50	TTA-4		50
标记条 Zack strip	ZB3.5			DEK6/ZB5		
Technical data						
尺寸 Dimensions						
厚度/宽度/端板厚度 T/W/Cover thickness [mm]	3.5/45/1.5			5.2/48.5/1.5		
高度 Height(NS35:7.5/NS35:15) [mm]	32/39			37/44		
技术参数符合IEC/ DIN VDE 标准 Technical data in accordance with IEC/DIN VDE						
最大额定工作电流/截面积 Maximum load current/cross section [A]/[mm²]	-/1.5			-/2.5		
接线容量 Connection capacity						
带管状裸端头/管状预绝缘端头的柔性导线 Stranded with ferrule without/with plastic sleeve [mm²]	0.14-1.5/0.14-1.0			0.14-2.5/0.14-2.5		
带T WIN管状预绝缘端头的柔性导线 Stranded with TWIN ferrule with plastic sleeve [mm²]	–			0.5		
General data						
剥线长度 Stripping length [mm]	8-10			8-10		
绝缘材料 Insulating material	PA			PA		
根据UL 94所确定的材料等级 Inflammability class acc. to UL 94	V0			V0		

DS SERIES

DEGSON®

DS 2-Conductor types





DS 4-PE

	U [V]	I [A]	Wire size
IEC 60947-7-2	–	–	0.2-6mm²
UL 1059	–	–	24-10AWG

DS 6-PE

	U [V]	I [A]	Wire size
IEC 60947-7-2	–	–	0.5-10mm²
UL 1059	–	–	20-8AWG

说明 Specification	型号 Type	I_{max}	Purchase Pkt.	型号 Type	I_{max}	Purchase Pkt.
端子，可安装在 ⊔ ⊔ Terminal block,for mounting on ⊔ ⊔	DS4-PE		50	DS6-PE		50
端板 Cover	D-DS4		50	D-DS6		50
补偿端板 Spacer Plate	DP6		10	DP8		10
相邻跨接件 Adjacent jumper	–		–	–		–
测试插头 Test plug	DBS6		10	DBS8		10
绝缘套管 Protective warning marker	DPS		10	DPS		10
测试插头适配器 Test plug adapter	DAI4		10	DAI4		10
测试插头 Test plug	DMPS		10	DMPS		10
绝缘止动件 Insulation stop	TTA-4		10			
标记条 Zack strip	ZB6			ZB8		
Technical data						
尺寸 Dimensions						
厚度/宽度/端板厚度 T/W/Cover thickness [mm]	6.2/56/1.5			8.2/57.7/1.5		
高度 Height(NS35:7.5/NS35:15) [mm]	37/44			42/49		
技术参数符合IEC/ DIN VDE 标准 Technical data in accordance with IEC/DIN VDE						
最大额定工作电流/截面积 Maximum load current/cross section [A]/[mm²]	-/4			-/6		
接线容量 Connection capacity						
带管状裸端头/管状预绝缘端头的柔性导线 Stranded with ferrule without/with plastic sleeve [mm²]	0.25-4/0.25-4			0.5-6/0.5-6		
带T WIN管状预绝缘端头的柔性导线 Stranded with TWIN ferrule with plastic sleeve [mm²]	0.5-1			0.5-1.5		
General data						
剥线长度 Stripping length [mm]	10-12			12		
绝缘材料 Insulating material	PA			PA		
根据UL 94所确定的材料等级 Inflammability class acc. to UL 94	V0			V0		

DS SERIES

DS 2-Conductor ground types





DS 10-PE

	U [V]	I [A]	Wire size
IEC 60947-7-2	–	–	0.5-16mm²
UL 1059	–	–	20-6AWG

DS 16-PE

	U [V]	I [A]	Wire size
IEC 60947-7-2	–	–	0.5-25mm²
UL 1059	–	–	20-4AWG

型号 Type	I_{max}	Purchase Pkt.	型号 Type	I_{max}	Purchase Pkt.
DS10-PE		50	DS16-PE		50
D-DS10		50	D-DS16		50
–		–	–		–
–		–	–		–
DPS		10	DPS		10
DAI4		10	DAI4		10
DMPS		10	DMPS		10
ZB10			ZB10		
尺寸 Dimensions					
厚度/宽度/端板厚度 T/W/Cover thickness [mm]	10.2/67.7/1.5		12.2/75.4/1.5		
高度 Height(NS35:7.5/NS35:15) [mm]	51/58		52.6/59.6		
技术参数符合IEC/ DIN VDE 标准 Technical data in accordance with IEC/DIN VDE					
最大额定工作电流/截面积 Maximum load current/cross section [A]/[mm²]	-/10		-/16		
接线容量 Connection capacity					
带管状裸端头/管状预绝缘端头的柔性导线 Stranded with ferrule without/with plastic sleeve [mm²]	0.5-10/0.5-10		0.5-16/0.5-16		
带T WIN管状预绝缘端头的柔性导线 Stranded with TWIN ferrule with plastic sleeve [mm²]	1.5-4		1.5-4		
General data					
剥线长度 Stripping length [mm]	18		18		
绝缘材料 Insulating material	PA		PA		
根据UL 94所确定的材料等级 Inflammability class acc. to UL 94	V0		V0		

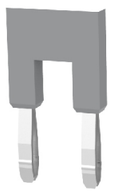

DFB1.5,DFB2.5,DFB4, DFB6,DFB10,DFB16

DFB1.5 →DS1.5
DFB2.5 →DS2.5,DS2.5-TW,DS2.5-QU
DFB4 →DS4,DS4-TW,DS4-QU
DFB6 →DS6
DFB10 →DS10
DFB16 →DS16

WB5,WB6,WB8,WB10

WB5 →DS2.5,DS2.5-PE
WB6 →DS4,DS4-PE
WB8 →DS6,DS6-PE
WB10 →DS10,DS16,DS10-PE,DS16-PE

DS SERIES

DS 3-Conductor types



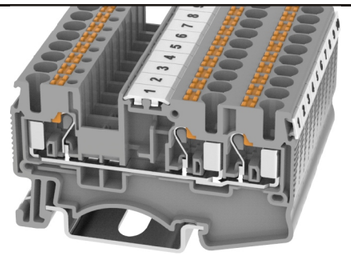

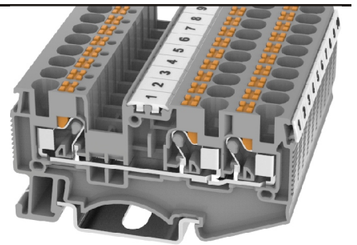

DS 2.5-TW

	U [V]	I [A]	Wire size
IEC 60947-7-1	1000	24	0.2-4mm²
UL 1059	600	20	26-12AWG

DS 4-TW

	U [V]	I [A]	Wire size
IEC 60947-7-1	800	32	0.2-6mm²
UL 1059	600	28	26-10AWG

说明 Specification	型号 Type	I_{max}	Purchase Pkt.	型号 Type	I_{max}	Purchase Pkt.
端子，可安装在 Terminal block,for mounting on	DS2.5-TW		50	DS4-TW		50
端板 Cover	D-DS2.5-TW		50	D-DS4-TW		50
补偿端板 Spacer Plate	–		–	–		–
相邻跨接件 Adjacent jumper	DFB2.5	24A	50	DFB4	32A	50
测试插头 Test plug	DPS-5		10	DPS-6		10
绝缘套管 Protective warning marker	DMPS		10	DMPS		10
测试插头适配器 Test plug adapter	DPAI		10	DPAI		10
测试插头 Test plug	DMPS-MT		10	DMPS-MT		10
绝缘止动件 Insulation stop	TTA-2.5		50	TTA-4		50
标记条 Zack strip	DEK5/ZB5			DEK6/ZB6		

Technical data			
尺寸 Dimensions			
厚度/宽度/端板厚度 T/W/Cover thickness	[mm]	5.15/60.5/1.5	6.2/66.5/1.5
高度 Height(NS35:7.5/NS35:15)	[mm]	37/44	37/44
技术参数符合IEC/ DIN VDE 标准 Technical data in accordance with IEC/DIN VDE			
最大额定工作电流/截面积 Maximum load current/cross section	[A]/[mm²]	24/2.5	32/4
接线容量 Connection capacity			
带管状裸端头/管状预绝缘端头的柔性导线 Stranded with ferrule without/with plastic sleeve	[mm²]	0.14-2.5/0.14-2.5	0.25-4/0.25-4
带T WIN管状预绝缘端头的柔性导线 Stranded with TWIN ferrule with plastic sleeve	[mm²]	0.5	0.5-1
General data			
剥线长度 Stripping length	[mm]	9-10	10-12
绝缘材料 Insulating material		PA	PA
根据UL 94所确定的材料等级 Inflammability class acc. to UL 94		V0	V0

DS SERIES

DS 3-Conductor ground types



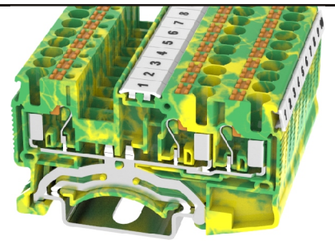



DS 2.5-TW-PE

	U [V]	I [A]	Wire size
IEC 60947-7-2	–	–	0.2-4mm²
UL 1059	–	–	26-12AWG

DS 4-TW-PE

	U [V]	I [A]	Wire size
IEC 60947-7-2	–	–	0.2-6mm²
UL 1059	–	–	24-10AWG

说明 Specification	型号 Type	I_{max}	Purchase Pkt.	型号 Type	I_{max}	Purchase Pkt.
端子，可安装在 Terminal block,for mounting on	DS2.5-TW-PE		50	DS4-TW-PE		50
端板 Cover	D-DS2.5-TW		50	D-DS4-TW		50
补偿端板 Spacer Plate	–		–	–		–
相邻跨接件 Adjacent jumper	–		–	–		–
测试插头 Test plug	DPS-5		10	DPS-6		10
绝缘套管 Protective warning marker	DMPS		10	DMPS		10
测试插头适配器 Test plug adapter	DPAI		10	DPAI		10
测试插头 Test plug	DMPS-MT		10	DMPS-MT		10
绝缘止动件 Insulation stop	TTA-2.5		50	TTA-4		50
标记条 Zack strip	DEK5/ZB5			DEK6/ZB6		

Technical data			
尺寸 Dimensions			
厚度/宽度/端板厚度 T/W/Cover thickness	[mm]	5.15/60.5/1.5	6.2/66.5/1.5
高度 Height(NS35:7.5/NS35:15)	[mm]	37/44	37/44
技术参数符合IEC/ DIN VDE 标准 Technical data in accordance with IEC/DIN VDE			
最大额定工作电流/截面积 Maximum load current/cross section	[A]/[mm²]	-/2.5	-/4
接线容量 Connection capacity			
带管状裸端头/管状预绝缘端头的柔性导线 Stranded with ferrule without/with plastic sleeve	[mm²]	0.14-2.5/0.14-2.5	0.25-4/0.25-4
带T WIN管状预绝缘端头的柔性导线 Stranded with TWIN ferrule with plastic sleeve	[mm²]	0.5	0.5-1
General data			
剥线长度 Stripping length	[mm]	9-10	10-12
绝缘材料 Insulating material		PA	PA
根据UL 94所确定的材料等级 Inflammability class acc. to UL 94		V0	V0

DS SERIES

DEGSON®

DS 4-Conductor types

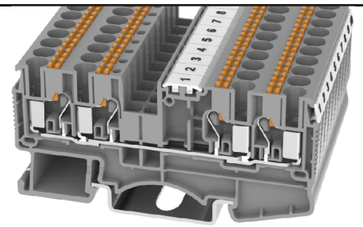

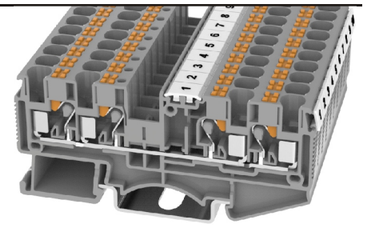



DS 2.5-QU

c UL us CE EAC RoHS REACH

	U [V]	I [A]	Wire size
IEC 60947-7-1	1000	24	0.2-4mm²
UL 1059	600	20	26-12AWG

DS 4-QU

CE EAC RoHS REACH

	U [V]	I [A]	Wire size
IEC 60947-7-1	800	32	0.2-6mm²
UL 1059	600	28	24-10AWG

说明 Specification		型号 Type	I_{max}	Purchase Pkt.	型号 Type	I_{max}	Purchase Pkt.
端子，可安装在 Terminal block,for mounting on		DS2.5-QU		50	DS4-QU		50
端板 Cover		D-DS2.5-QU		50	D-DS4-QU		50
补偿端板 Spacer Plate		–		–	–		–
相邻跨接件 Adjacent jumper		DFB2.5	24A	50	DFB4	32A	50
测试插头 Test plug		DPS-5		10	DPS-6		10
绝缘套管 Protective warning marker		DMPS		10	DMPS		10
测试插头适配器 Test plug adapter		DPAI		10	DPAI		10
测试插头 Test plug		DMPS-MT		10	DMPS-MT		10
绝缘止动件 Insulation stop		TTA-2.5		50	TTA-4		50
标记条 Zack strip		DEK5/ZB5			DEK6/ZB6		
Technical data							
尺寸 Dimensions							
厚度/宽度/端板厚度 T/W/Cover thickness	[mm]	5.15/72.2/1.5			6.2/77/1.5		
高度 Height(NS35:7.5/NS35:15)	[mm]	37/44			37/44		
技术参数符合IEC/ DIN VDE 标准 Technical data in accordance with IEC/DIN VDE							
最大额定工作电流/截面积 Maximum load current/cross section	[A]/[mm²]	24/2.5			32/4		
接线容量 Connection capacity							
带管状裸端头/管状预绝缘端头的柔性导线 Stranded with ferrule without/with plastic sleeve	[mm²]	0.14-2.5/0.14-2.5			0.25-4/0.25-4		
带T WIN管状预绝缘端头的柔性导线 Stranded with TWIN ferrule with plastic sleeve	[mm²]	0.5			0.5-1		
General data							
剥线长度 Stripping length	[mm]	9-10			10-12		
绝缘材料 Insulating material		PA			PA		
根据UL 94所确定的材料等级 Inflammability class acc. to UL 94		V0			V0		

DS SERIES

DS 4-Conductor ground types

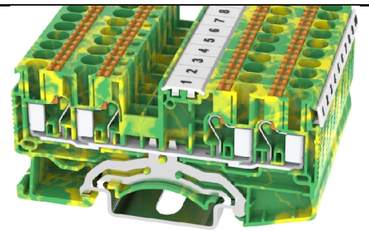





DS 2.5-QU-PE

c UL us CE EAC RoHS REACH

	U [V]	I [A]	Wire size
IEC 60947-7-2	–	–	0.2-4mm²
UL 1059	–	–	26-12AWG

DS 4-QU-PE

CE EAC RoHS REACH

	U [V]	I [A]	Wire size
IEC 60947-7-2	–	–	0.2-6mm²
UL 1059	–	–	24-10AWG

说明 Specification		型号 Type	I_{max}	Purchase Pkt.	型号 Type	I_{max}	Purchase Pkt.
端子，可安装在 Terminal block,for mounting on		DS2.5-QU-PE		50	DS4-QU-PE		50
端板 Cover		D-DS2.5-QU		50	D-DS4-QU		50
补偿端板 Spacer Plate		–		–	–		–
相邻跨接件 Adjacent jumper		–		–	–		–
测试插头 Test plug		DPS-5		10	DPS-6		10
绝缘套管 Protective warning marker		DMPS		10	DMPS		10
测试插头适配器 Test plug adapter		DPAI		10	DPAI		10
测试插头 Test plug		DMPS-MT		10	DMPS-MT		10
绝缘止动件 Insulation stop		TTA-2.5		50	TTA-4		50
标记条 Zack strip		DEK5/ZB5			DEK6/ZB6		
Technical data							
尺寸 Dimensions							
厚度/宽度/端板厚度 T/W/Cover thickness	[mm]	5.15/72.5/1.5			6.2/77/1.5		
高度 Height(NS35:7.5/NS35:15)	[mm]	37/44			37/44		
技术参数符合IEC/ DIN VDE 标准 Technical data in accordance with IEC/DIN VDE							
最大额定工作电流/截面积 Maximum load current/cross section	[A]/[mm²]	-/2.5			-/4		
接线容量 Connection capacity							
带管状裸端头/管状预绝缘端头的柔性导线 Stranded with ferrule without/with plastic sleeve	[mm²]	0.14-2.5/0.14-2.5			0.25-4/0.25-4		
带T WIN管状预绝缘端头的柔性导线 Stranded with TWIN ferrule with plastic sleeve	[mm²]	0.5			0.5-1		
General data							
剥线长度 Stripping length	[mm]	9-10			10-12		
绝缘材料 Insulating material		PA			PA		
根据UL 94所确定的材料等级 Inflammability class acc. to UL 94		V0			V0		

DS SERIES

DEGSON®

DS 4-Conductor types





Dskk2.5

	DS 2.5-QU			DS 4-QU		
				CE EAC RoHS REACH		
	U [V]	I [A]	Wire size	U [V]	I [A]	Wire size
IEC 60947-7-1	1000	24	0.2-4mm²	800	32	0.2-6mm²
UL 1059	600	20	26-12AWG	600	28	24-10AWG

说明 Specification	型号 Type	I_{max}	Purchase Pkt.	型号 Type	I_{max}	Purchase Pkt.
端子，可安装在 Terminal block,for mounting on	DS2.5-QU		50	DS4-QU		50
端板 Cover	D-DS2.5-QU		50	D-DS4-QU		50
补偿端板 Spacer Plate	–		–	–		–
相邻跨接件 Adjacent jumper	DFB2.5	24A	50	DFB4	32A	50
测试插头 Test plug	DPS-5		10	DPS-6		10
绝缘套管 Protective warning marker	DMPS		10	DMPS		10
测试插头适配器 Test plug adapter	DPAI		10	DPAI		10
测试插头 Test plug	DMPS-MT		10	DMPS-MT		10
绝缘止动件 Insulation stop	TTA-2.5		50	TTA-4		50
标记条 Zack strip	DEK5/ZB5			DEK6/ZB6		
Technical data						
尺寸 Dimensions						
厚度/宽度/端板厚度 T/W/Cover thickness	[mm]		5.15/72.2/1.5			6.2/77/1.5
高度 Height(NS35:7.5/NS35:15)	[mm]		37/44			37/44
技术参数符合IEC/ DIN VDE 标准 Technical data in accordance with IEC/DIN VDE						
最大额定工作电流/截面积 Maximum load current/cross section	[A]/[mm²]		24/2.5			32/4
接线容量 Connection capacity						
带管状裸端头/管状预绝缘端头的柔性导线 Stranded with ferrule without/with plastic sleeve	[mm²]		0.14-2.5/0.14-2.5			0.25-4/0.25-4
带T WIN管状预绝缘端头的柔性导线 Stranded with TWIN ferrule with plastic sleeve	[mm²]		0.5			0.5-1
General data						
剥线长度 Stripping length	[mm]		9-10			10-12
绝缘材料 Insulating material			PA			PA
根据UL 94所确定的材料等级 Inflammability class acc. to UL 94			V0			V0

DS SERIES

DS 4-Conductor ground types

Dskk2.5-pe

	DS 2.5-QU-PE		
	U [V]	I [A]	Wire size
IEC 60947-7-2	–	–	0.2-4mm²
UL 1059	–	–	26-12AWG

说明 Specification	型号 Type	I_{max}	Purchase Pkt.
端子，可安装在 Terminal block,for mounting on	DS2.5-QU-PE		50
端板 Cover	D-DS2.5-QU		50
补偿端板 Spacer Plate	–		–
相邻跨接件 Adjacent jumper	–		–
测试插头 Test plug	DPS-5		10
绝缘套管 Protective warning marker	DMPS		10
测试插头适配器 Test plug adapter	DPAI		10
测试插头 Test plug	DMPS-MT		10
绝缘止动件 Insulation stop	TTA-2.5		50
标记条 Zack strip	DEK5/ZB5		
Technical data			
尺寸 Dimensions			
厚度/宽度/端板厚度 T/W/Cover thickness	[mm]		5.15/72.5/1.5
高度 Height(NS35:7.5/NS35:15)	[mm]		37/44
技术参数符合IEC/ DIN VDE 标准 Technical data in accordance with IEC/DIN VDE			
最大额定工作电流/截面积 Maximum load current/cross section	[A]/[mm²]		-/2.5
接线容量 Connection capacity			
带管状裸端头/管状预绝缘端头的柔性导线 Stranded with ferrule without/with plastic sleeve	[mm²]		0.14-2.5/0.14-2.5
带T WIN管状预绝缘端头的柔性导线 Stranded with TWIN ferrule with plastic sleeve	[mm²]		0.5
General data			
剥线长度 Stripping length	[mm]		9-10
绝缘材料 Insulating material			PA
根据UL 94所确定的材料等级 Inflammability class acc. to UL 94			V0

Dskk4-pe

	DS 4-QU-PE		
	U [V]	I [A]	Wire size
IEC 60947-7-2	–	–	0.2-6mm²
UL 1059	–	–	24-10AWG

型号 Type	I_{max}	Purchase Pkt.
DS4-QU-PE		50
D-DS4-QU		50
–		–
–		–
DPS-6		10
DMPS		10
DPAI		10
DMPS-MT		10
TTA-4		50
DEK6/ZB6		
		6.2/77/1.5
		37/44
		32/4
		0.25-4/0.25-4
		0.5-1
		10-12
		PA
		V0

DS SERIES

DC series

DC钢制压线框压线结构
DC Steel Cage Locking Structure



DC钢制压线柜压线结构

绝缘件采用尼龙66，具有良好的韧性和阻燃性。

钢制压线框结构,接触压力大，同时具有自锁、抗震和防松功能。

导电体电镀锡合金，确保极低的接触电阻和良好的气密性。

压线框的挡线舌可以防止误插。

接线范围从0.2mm²到35mm²。

DC Steel Cage Locking Structure

PA66 material is applied for the housing, the good performance of toughness and flame retardant.

Steel cage， strong press force and the function of self-locking, anti-vibration and anti-loose.

Tin is plated on the contact carrier to make sure the low contact resistance and good tightness.

Misplug prevention.

Wire range:0.2 mm²to 35mm².

特点:
Features:

特点:

DC系列经典的钢制压线框接线端子，具有优良的机械性能和抗腐蚀能力，由于湿度造成的导线的热胀冷缩，由压线框本身的弹性作用来抵消（防止螺丝松动）。

紫铜的导电片电阻最小，可以保证很低的电压降，钢制的压线框和压线螺钉接触紧密，结构紧凑。

采用插入式双通道桥接件设计，可以方便的实现电路的连接和跨接。

Feature:

As the typical steel cage terminal blocks, DC series have the good mechanical performance and corrosion resistance performance; Steel cage obtain the advantage of offset the wire thermal expansion caused by environment humidity (prevent the screw loose).

The material of current carrier iscopper which have the minimum resistance value and low voltage drop. Steel cage is closely contact with the screw,tight structure.

Double bridge design, convenient to connect and bridge Joint the circult.

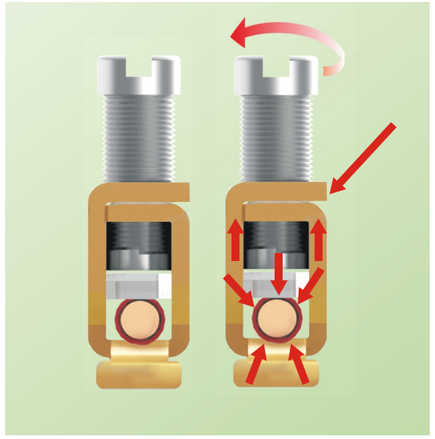





DC 2-Conductor types



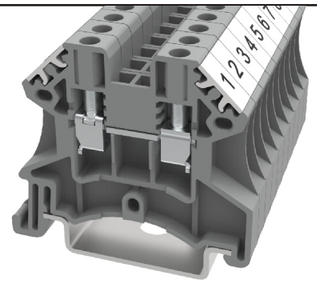

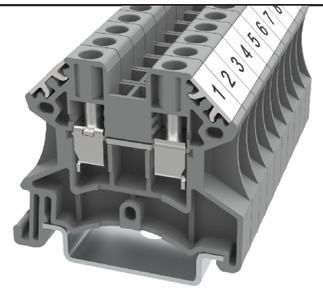







DC 2.5

c UL us CE EAC RoHS REACH

	U [V]	I [A]	Wire size
IEC 60947-7-1	1000	24	0.2-2.5mm²
UL 1059	600	25	26-12AWG

DC 4

c UL us CE EAC RoHS REACH

	U [V]	I [A]	Wire size
IEC 60947-7-1	1000	32	0.5-4mm²
UL 1059	600	30	22-10AWG

DC 6

c UL us CE EAC RoHS REACH

	U [V]	I [A]	Wire size
IEC 60947-7-1	1000	41	0.5-6mm²
UL 1059	600	50	22-8AWG

DC 10

c UL us CE EAC RoHS REACH

	U [V]	I [A]	Wire size
IEC 60947-7-1	1000	57	0.5-10mm²
UL 1059	600	65	20-6AWG

DC 16

CE EAC RoHS REACH

	U [V]	I [A]	Wire size
IEC 60947-7-1	1000	76	1.5-25mm²
UL 1059	600	100	14-3AWG

说明 Specification	型号 Type	I_{max}	Purchase Pkt.	型号 Type	I_{max}	Purchase Pkt.	型号 Type	I_{max}	Purchase Pkt.	型号 Type	I_{max}	Purchase Pkt.	型号 Type	I_{max}	Purchase Pkt.
端子，可安装在 Terminal block,for mounting on	DC2.5		50	DC4		50	DC6		50	DC10		50	DC2.5		50
端板 Cover	D-DC2.5		50	D-DC2.5		50	D-DC6		50	D-DC6		50	D-DC16		50
相邻跨接件 Adjacent jumper	DFA2.5	24A	50	DFA4	32A	50	DFA6	41A	50	DFA10	57A	50	DFA16	76A	50
间隔跨接件 Alternate jumper	EB2-5 EB3-5 EB10-5	24A	100 100 10	EB2-6 EB3-6 EB10-6	32A	100 100 10	EB2-8 EB3-8 EB10-8	41A	100 100 10	EB2-10 EB3-10 EB10-10	57A	100 100 10	EB10-12	70A	10
标记条 Zack strip	ZB5			ZB6			ZB8			ZB10			ZB10		
–	–			–			–			–			–		
–	–			–			–			–			–		
–	–			–			–			–			–		
–	–			–			–			–			–		
Technical data															
尺寸 Dimensions															
厚度/宽度/端板厚度 T/W/Cover thickness [mm]		5.1/44.5/1.5				6.1/44.5/1.5			8.0/45/1.5			10/45/1.5			12/52.8/1.5
高度 Height (NS35:7.5/NS35:15/NS32) [mm]		40/48.5				40/48.5			43.5/50.5			43.5/50.5			45.5/52.5
技术参数符合IEC/ DIN VDE 标准 Technical data in accordance with IEC/DIN VDE															
最大额定工作电流/截面积 Maximum load current/cross section [A]/[mm²]		24/2.5				32/4			41/6			57/10			76/16
使用边插式桥接件时可接导线最大截面积（刚性/柔性） Max. Cross section with insertion bridge(solid/stranded) [mm²]		2.5/2.5				4/4			4/4			10/10			16/16
额定冲击电压/污染等级 Rated surge voltage/Pollution degree [KV/-]		6/3				6/3			8/3			8/3			8/3
过电压等级/绝缘材料组别 Overvoltage category/Insulating material group		/				/			/			/			/
接线容量 Connection capacity															
带管状裸端头/管状预绝缘端头的柔性导线 Stranded with ferrule without/with plastic sleeve [mm²]		0.2-1.5 / 0.2-1.5				0.2-2.5/0.2-2.5			0.2-4/0.2-4			0.5-10/0.5-6			0.2-6 / 0.2-6
多导线连接（截面积相同的两导线） Multiple connection(2 conductors with same cross section)															
刚性导线/柔性导线 Solid/stranded [mm²]		0.2-1.5 / 0.2-1.5				0.2-1.5 / 0.2-1.5			0.2-2.5 / 0.2-2.5			0.5-4 / 0.5-4			15-6 / 1.5-4
带管状裸端头的柔性导线 Stranded with ferrules without plastic sleeve [mm²]		0.2-1.5				0.2-1.5			0.2-1.5			0.5-2.5			1.5-6
带T WIN管状预绝缘端头的柔性导线 Stranded with TWIN ferrule with plastic sleeve [mm²]		0.5-1				0.5-1.5			0.5-4			0.5-6			0.75-10
General data															
剥线长度 Stripping length [mm]		8-9				8-9			8-9			12			12
塞规 Internal cylindrical gage（IEC 60947-1）		A3				A4			A5			B6			B7
螺钉类型 Screw thread		M2.5				M3			M4			M4			M.5
扭距 Tightening torque [Nm]		0.4				0.5			1.2			1.2			2.0
绝缘材料 Insulating material		PA				PA			PA			PA			PA
根据UL94所确定的材料阻燃等级 Inflammability class acc. to UL94		V0				V0			V0			V0			V0

DC SERIES

DEGSON®

DC 2-Conductor types





DC 35

CE EAC RoHS REACH

	U [V]	I [A]	Wire size
IEC 60947-7-1	1000	125	1.5-50mm²
UL 1059	600	150	14-1/0AWG

DCTK 6

CE EAC RoHS REACH

	U [V]	I [A]	Wire size
IEC 60947-7-1	1000	125	1.5-50mm²
UL 1059	600	150	14-1/0AWG

说明 Specification	型号 Type	I_{max}	Purchase Pkt.	型号 Type	I_{max}	Purchase Pkt.
端子，可安装在 Terminal block,for mounting on	DC3.5		50	DC3.5		50
端板 Cover	D-DC35		50	D-DC35		50
相邻跨接件 Adjacent jumper	DFA35	125A	50	DFA35	125A	50
边插式桥接件 Insertion bridge	EB10-15	110A	10	EB10-15	110A	10
标记条 Zack strip	ZB10			ZB10		
–	–			–		
–	–			–		
–	–			–		
–	–			–		

Technical data			
尺寸 Dimensions			
厚度/宽度/端板厚度 T/W/Coverthickness	[mm]	16/55.4/2.5	16/55.4/2.5
高度 Height(NS35:7.5/NS35:15/NS32)	[mm]	57/64	57/64
技术参数符合IEC/ DIN VDE 标准 Technical data in accordance with IEC/DIN VDE			
最大额定工作电流/截面积 Maximum load current/cross section	[A]/[mm²]	125/35	125/35
使用边插式桥接件时可接导线最大截面积（刚性/柔性） Max. Cross section with insertion bridge(solid/stranded)	[mm²]	35/35	35/35
额定冲击电压/污染等级 Rated surge voltage/Pollution degree	[KV/-]	8/3	8/3
过电压等级/绝缘材料组别 Overvoltage category/Insulating material group		/	/
接线容量 Connectioncapacity			
带管状裸端头/管状预绝缘端头的柔性导线 Stranded with ferrule without/with plastic sleeve	[mm²]	0.75-35 / 0.75-35	0.75-35 / 0.75-35
多导线连接（截面积相同的两导线） Multiple connection(2 conductors with same cross section)			
刚性导线/柔性导线 Solid/stranded	[mm²]	0.75-16 / 0.75-10	0.75-16 / 0.75-10
带管状裸端头的柔性导线 Stranded with ferrules without plastic sleeve	[mm²]	0.75-10	0.75-10
带T WIN管状预绝缘端头的柔性导线 Stranded with TWIN ferrule with plastic sleeve	[mm²]	0.75-10	0.75-10
General data			
剥线长度 Strippinglength	[mm]	16	16
塞规 Internal cylindrical gage（IEC 60947-1)		B9	B9
螺钉类型 Screwthread		M.6	M.6
扭距 Tightening torque	[Nm]	2.5	2.5
绝缘材料 Insulatingmaterial		PA	PA
根据UL94所确定的材料阻燃等级 Inflammability class acc. to UL94		V0	V0

DC SERIES

DC 2-Conductor ground types



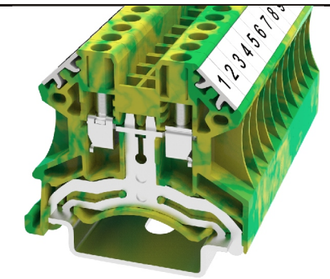

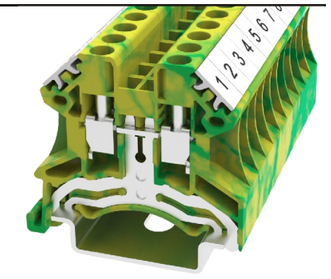

DC 2.5-PE

CE EAC RoHS REACH

	U [V]	I [A]	Wire size
IEC 60947-7-2	–	–	0.2-2.5mm²
UL 1059	–	–	26-12AWG

DC 4-PE

CE EAC RoHS REACH

	U [V]	I [A]	Wire size
IEC 60947-7-2	–	–	0.5-4mm²
UL 1059	–	–	22-10AWG

说明 Specification	型号 Type	I_{max}	Purchase Pkt.	型号 Type	I_{max}	Purchase Pkt.
端子，可安装在 Terminal block,for mounting on	DC2.5		50	DC4		50
端板 Cover	D-DC2.5		50	D-DC2.5		50
相邻跨接件 Adjacent jumper	–		–	–		–
间隔跨接件 Alternate jumper	EB2-5 EB3-5 EB10-5		10 10 10	EB2-6 EB3-6 EB10-6		100 100 10
标记条 Zack strip	ZB5			ZB6		
—	–			–		
—	–			–		
—	–			–		
—	–			–		

Technical data			
尺寸 Dimensions			
厚度/宽度/端板厚度 T/W/Cover thickness	[mm]	5.1/44.5/1.5	6.1/44.5/1.5
高度 Height (NS35:7.5/NS35:15/NS32)	[mm]	40/48.5	40/48.5
技术参数符合IEC/ DIN VDE 标准 Technical data in accordance with IEC/DIN VDE			
最大额定工作电流/截面积 Maximum load current/cross section	[A]/[mm²]	-/2.5	-/4
使用边插式桥接件时可接导线最大截面积（刚性/柔性） Max. Cross section with insertion bridge(solid/stranded)	[mm²]	2.5/2.5	4/4
额定冲击电压/污染等级 Rated surge voltage/Pollution degree	[KV/-]	6/3	6/3
过电压等级/绝缘材料组别 Overvoltage category/Insulating material group		/	/
接线容量 Connection capacity			
带管状裸端头/管状预绝缘端头的柔性导线 Stranded with ferrule without/with plastic sleeve	[mm²]	0.2-1.5 / 0.2-1.5	0.2-2.5/0.2-2.5
多导线连接（截面积相同的两导线） Multiple connection(2 conductors with same cross section)			
刚性导线/柔性导线 Solid/stranded	[mm²]	0.2-1.5 / 0.2-1.5	0.2-1.5 / 0.2-1.5
带管状裸端头的柔性导线 Stranded with ferrules without plastic sleeve	[mm²]	0.2-1.5	0.2-1.5
带T WIN管状预绝缘端头的柔性导线 Stranded with TWIN ferrule with plastic sleeve	[mm²]	0.5-1	0.5-1.5
General data			
剥线长度 Stripping length	[mm]	8-9	8-9
塞规 Internal cylindrical gage（IEC 60947-1)		A3	A4
螺钉类型 Screw thread		M2.5	M3
扭距 Tightening torque	[Nm]	0.4	0.5
绝缘材料 Insulating material		PA	PA
根据UL94所确定的材料阻燃等级 Inflammability classacc. to UL94		V0	V0

DC SERIES

DC 2-Conductor ground types

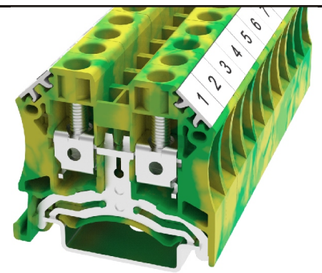

DC 6-PE

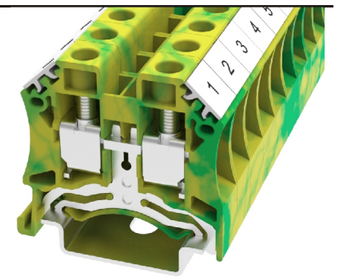

DC 10-PE

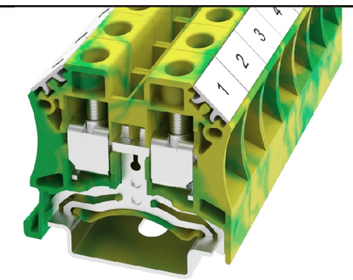

DC 16-PE

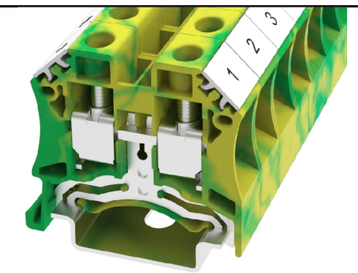

DC 35-PE

	DC 6-PE	DC 10-PE	DC 16-PE	DC 35-PE
	c UL us CE EAC RoHS REACH	c UL us CE EAC RoHS REACH	CE EAC RoHS REACH	CE EAC RoHS REACH
	U [V] / I [A] / Wire size	U [V] / I [A] / Wire size	U [V] / I [A] / Wire size	U [V] / I [A] / Wire size
IEC 60947-7-2	– / – / 0.5-6mm²	– / – / 0.5-10mm²	– / – / 1.5-16mm²	– / – / 1.5-35mm²
UL 1059	– / – / 22-8AWG	– / – / 20-6AWG	– / – / 12-3AWG	– / – / 12-1/0AWG
说明 Specification	型号 Type / I_{max} / Purchase Pkt.	型号 Type / I_{max} / Purchase Pkt.	型号 Type / I_{max} / Purchase Pkt.	型号 Type / I_{max} / Purchase Pkt.
端子，可安装在 Terminal block,for mounting on	DC6 / 50	DC10 / 50	DC2.5 / 50	DC35 / 50
端板 Cover	D-DC6 / 50	D-DC6 / 50	D-DC16 / 50	D-DC35 / 50
相邻跨接件 Adjacent jumper	– / –	– / –	– / –	– / –
间隔跨接件 Alternate jumper	EB2-8 / 100 EB3-8 / 100 EB10-8 / 10	EB2-10 / 100 EB3-10 / 100 EB10-10 / 10	EB10-5 / 10	EB10-5 / 10
标记条 Zack strip	ZB8	ZB10	ZB10	ZB10
–	–	–	–	–
–	–	–	–	–
–	–	–	–	–
–	–	–	–	–
Technical data				
尺寸 Dimensions				
厚度/宽度/端板厚度 T/W/Cover thickness [mm]	8.0/45/1.5	10/45/1.5	12/52.8/2.5	16/55.4/2.5
高度 Height (NS35:7.5/NS35:15/NS32) [mm]	43.5/50.5	43.5/50.5	45.5/52.5	57/64
技术参数符合IEC/ DIN VDE 标准 Technical data in accordance with IEC/DIN VDE				
最大额定工作电流/截面积 Maximum load current/cross section [A]/[mm²]	-/6	-/10	-/16	-/35
使用边插式桥接件时可接导线最大截面积（刚性/柔性） Max. Cross section with insertion bridge(solid/stranded) [mm²]	4/4	10/10	16/16	35/35
额定冲击电压/污染等级 Rated surge voltage/Pollution degree [KV/-]	8/3	8/3	8/3	8/3
过电压等级/绝缘材料组别 Overvoltage category/Insulating material group	/	/	/	/
接线容量 Connection capacity				
带管状裸端头/管状预绝缘端头的柔性导线 Stranded with ferrule without/with plastic sleeve [mm²]	0.2-4/0.2-4	0.5-10/0.5-6	0.2-6 / 0.2-6	0.75-35 / 0.75-35
多导线连接（截面积相同的两导线） Multiple connection(2 conductors with same cross section)				
刚性导线/柔性导线 Solid/stranded [mm²]	0.2-2.5 / 0.2-2.5	0.5-4 / 0.5-4	15-6 / 1.5-4	0.75-16 / 0.75-10
带管状裸端头的柔性导线 Stranded with ferrules without plastic sleeve [mm²]	0.2-1.5	0.5-2.5	1.5-6	0.75-10
带T WIN管状预绝缘端头的柔性导线 Stranded with TWIN ferrule with plastic sleeve [mm²]	0.5-4	0.5-6	0.75-10	0.75-10
General data				
剥线长度 Stripping length [mm]	8-9	12	12	16
塞规 Internal cylindrical gage（IEC 60947-1)	A5	B6	B7	B9
螺钉类型 Screw thread	M4	M4	M.5	M.6
扭距 Tightening torque [Nm]	1.2	1.2	2.0	2.5
绝缘材料 Insulating material	PA	PA	PA	PA
根据UL94所确定的材料阻燃等级 Inflammability class acc. to UL94	V0	V0	V0	V0

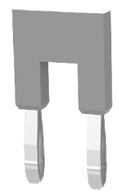

DFA2.5,DFA4,DFA6,
DFA10,DFA16,DFA35

DFA2.5 →DC2.5
DFA4 →DC4
DFA6 →DC6
DFA10 →DC10
DFA16 →DC16
DFA35 →DC35

ZB5,ZB6,ZB8,ZB10

ZB5 →DC2.5,DC2.5-PE
ZB6 →DC4,DC4-PE
ZB8 →DC6,DC6-PE
ZB10 →DC10,DC16,DC35,
DC10-PE,DC16-PE,DC35-PE

DC SERIES

DC SERIES

PC Series

PC铜合金压线框压线结构

PC copper alloy pressure clamp connection



PC铜合金压线框压线结构

绝缘件采用尼龙66，具有良好的韧性和阻燃性。

铜合金压线框结构，提供潮湿，盐雾等恶劣环境下的长期保护。

独特的压线结构，具有良好自锁和防松动性能。

接线范围为0.02-150mm^2，并提供试验型、开关型、熔断器型等多种功能端子。

电压降小。

性价比高。

PC copper alloy pressure clamp connection

The insulator is made from PA66 , with excellent tenacity and fire resistance.
The blocks adopt copper alloy pressure clamp connection system with advantages of long-term protection from bad circumstances such as high humidity, salt spray.
The unique pressure clamp connection with self-locking and loosening protection.
The connect capacity ranges from 0.02 to 150 mm^2 with terminals of test, disconnection, fuse types etc.
Low voltage drop.
High ratio of quality and price.

自锁功能原理

Self-locking

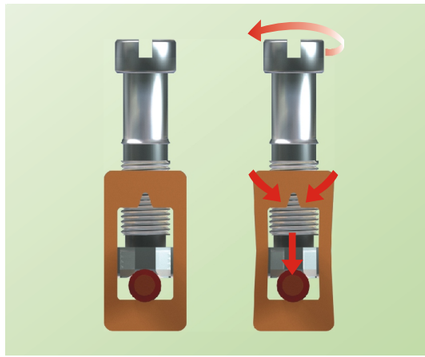



Self-locking

When the clamping screw is tightened, the clamping parts with cages, the screws re secured on the upper side of the cage.When the screw is tightened with a bigger torque,an elastic deformation occurs in the cage. In conjunction with the thread friction and the inherent elasticity of the cage material, this deformation effectively and progressively prevents the screw loosening, thus causing a locking action to be exerted on the screw. Once the conductor is tightened, it won't loose even under shaking,this keeps you free from maintenance for your long-term usage.

DEGSON®

PC 2-Conductor types



通用型PC系列接线端子，绝缘件采用尼龙66，具有良好的韧性和阻燃性，铜合金压线框结构，提供潮湿，盐雾等恶劣环境下的长期保护，产品设计符合IEC60947、IEC60079、UL1059、UL486E、CSA C22.2 No.158等国际标准。

并且具有以下优点:

--- 端子具有通用安装脚，因而可以安装在U型NS 35及G型NS 32两种标准的导轨上。

--- 端子载流体采用含铜量99%以上的紫铜，极低的接触电阻值，导电性能最好。

--- 对于多个截面等级的端子配备有统一附件：例如端板、分组隔板，终端固定件等。

--- 电位分配可通过使用中间固定式桥接件或边插式桥接件两种不同的方式来实现。

---接线标识可采用统一的ZB系列标识系统，使用方便，灵活。

Standard PC series terminal blocks,the insulator housings are made from PA66,with excellent tenacity and fire resistance,The blocks adopt copper alloy pressure clamp connection system with advantages of long-term protection from bad circumstance such as humidity,salt mist,etc.The design of the products are in accordance with international standards such as IEC60947、IEC60079、UL1059、UL486E、CSAC22.2No.158. And have following advantages:

----With standard mounting support, terminal blocks can be fixed on both U type NS35 and G type NS32 rails.

----The current carriers of terminal blocks are made from pure copper, copper volume is more than 99%, with excellent lowest contact resistance and the best electrical conductivity.

----Uniform accessories, end cover, separating plate, end bracket,etc,covering a wide range of cross sections.

----Power distribution alternatively via fixed bridges in the terminal center or insertion bridges in the clamping space.

----Uniform marking methods with the ZB... marking system.





PC 1.5

CE EAC RoHS REACH

	U [V]	I [A]	Wire size
IEC 60947-7-1	500	17.5	0.2-1.5mm²
UL 1059	600	10	26-16AWG

说明 Specification	型号 Type	I_{max}	Purchase Pkt.
端子，带通用安装脚，可安装在 ⊔/ ⊔/ ⊔型导轨上 Terminal block,with universal foot for mounting on ⊔/ ⊔/ ⊔	PC1.5		50
端板 Cover	D-PC1.5		100
固定式桥接件 Fixed bridge 2P 3P 5P 10P	FBRI10-4	12A	10
边插桥接件 Insertion bridge 2P 3P 10P			
带绝缘垫块桥接件,10位 Isolator bridge bar, 10P 绝缘垫块 Bridge bar isolator			
开关桥接件 Switching bridge			
隔片 Separating plate			
分组隔板，厚1.5mm Partition plate	ATP-PC		50
测试插孔座 Test plug socket			
绝缘测试插孔座 Test plug socket, insulated			
标记条 Zack strip	ZB 4		
螺丝刀 Screw driver	SZS 0.4X2.5		

Technical data		
尺寸 Dimensions		
厚度/宽度/端板厚度 T/W/Cover thickness	[mm]	4.2/42.5/1.5
高度 Height (NS35:7.5/NS35:15/NS32)	[mm]	42/49.5/47
技术参数符合IEC/ DIN VDE 标准 Technical data in accordance with IEC/DIN VDE		
最大额定工作电流/截面积 Maximum load current/cross section	[A]/[mm²]	17.5/1.5
使用边插式桥接件时可接导线最大截面积（刚性/柔性） Max. Cross section with insertion bridge(solid/stranded)	[mm²]	-/-
额定冲击电压/污染等级 Rated surge voltage/Pollution degree	[KV/-]	6/3
过电压等级/绝缘材料组别 Overvoltage category/Insulating material group		/
接线容量 Connection capacity		
带管状裸端头/管状预绝缘端头的柔性导线 Stranded with ferrule without/with plastic sleeve	[mm²]	0.2-1.5/0.2-1.5
多导线连接（截面积相同的两导线） Multiple connection(2 conductors with same cross section)		
刚性导线/柔性导线 Solid/stranded	[mm²]	0.2-0.75 / 0.2-0.75
带管状裸端头的柔性导线 Stranded with ferrules without plastic sleeve	[mm²]	0.2-0.34
带T WIN管状预绝缘端头的柔性导线 Stranded with TWIN ferrule with plastic sleeve	[mm²]	0.5
General data		
剥线长度 Stripping length	[mm]	7
塞规 Internal cylindrical gage(IEC 60947-1)		A1
螺钉类型 Screw thread		M2
扭距 Tightening torque	[Nm]	0.2
绝缘材料 Insulating material		PA
根据UL94所确定的材料阻燃等级 Inflammability class acc. to UL94		V0



PC 2.5B

CE EAC RoHS REACH

	U [V]	I [A]	Wire size
IEC 60947-7-1	800	24	0.2-2.5mm²
UL 1059	600	20	24-12AWG



PC 2.5

CE EAC RoHS REACH

	U [V]	I [A]	Wire size
IEC 60947-7-1	800	24	0.2-2.5mm²
UL 1059	600	20	24-12AWG



PC 4

CE EAC RoHS REACH

	U [V]	I [A]	Wire size
IEC 60947-7-1	800	32	0.2-4.0mm²
UL 1059	600	30	24-10AWG

型号 Type	I_{max}	Purchase Pkt.	型号 Type	I_{max}	Purchase Pkt.	型号 Type	I_{max}	Purchase Pkt.
PC2.5B		50	PC2.5		50	PC4		50
D-PC1.5		100	D-PC2.5		200	D-PC2.5		200
FBI 2-6 FBI 3-6 FBI 5-6 FBI 10-6	24A	10 10 10 10	FBRI 2-5 FBRI 3-5 FBRI 5-5 FBRI 10-5	24A	10 10 10 10	FBI 2-6 FBI 3-6 FBI 5-6 FBI 10-6	32A	10 10 10 10
EB 2-6 EB 3-6 EB10-6	24A	100 100 10	EB 2-5 EB 3-5 EB10-5	24A	100 100 10	EB 2-6 EB 3-6 EB10-6	32A	100 100 10
ISSBI 10-6 IS-K 4		10 100				ISSBI 10-6 IS-K 4		10 100
USBR 2-7		1				USBR 2-7		1
TS-KK 3		100	TS-K		50	TS-K		50
ATP-PC		50	ATP-PC		50	ATP-PC		50
DSB 3/10/4		100	DSB 3/10/4		100	DSB 3/10/4		100
DSBJ 3/13/4		100	DSBJ 3/13/4		100	DSBJ 3/13/4		100
ZB 6			ZB 5			ZB 6		
SZS 0.6X3.5			SZS 0.6X3.5			SZS 0.6X3.5		

6.2/42.5/1.5	5.2/42.5/1.6	6.2/42.5/1.6
42/49.5/47	47/54.5/52	47/54.5/52
24/2.5	24/2.5	32/4
2.5/2.5	2.5/2.5	4/4
8/3	8/3	8/3
/	/	/
0.2-2.5/0.2-2.5	0.2-2.5/0.2-2.5	0.2-4/0.2-4
0.2-1.5/0.2-1.5	0.2-1.5/0.2-1.5	0.2-1.5/0.2-1.5
0.2-1.5	0.2-1.5	0.2-1.5
0.5-1.5	0.5-1	0.5-2.5
7	8	8
A3	A3	A4
M3	M3	M3
0.5	0.5	0.5
PA	PA	PA
V0	V0	V0

PC 2-Conductor types



通用型PC系列接线端子，经过严格的的测试，产品性能符合IEC60079标准，完全能满足爆炸性气体环境用电气设备的相关要求，因此产品广泛应用于电力以及石油和化工等行业。端子的外形尺寸也已经进行了优化，从PC2.5到PC10所有端子的外形轮廓尺寸相同，只是厚度不同， 所以相配套的分组隔板或端板等附件都能够通用，使用更加灵活。

Standard PC series terminal blocks, function of products are approved by standard IEC60079 Through strict testing ,completely meet the requirement of electrical apparatus for explosive gas atmospheres, thus products are available in wide ranges such as electric power, oil and chemical industry.
The shape of terminal blocks got optimized, all of PC series from PC2.5 to PC10 are with the same size in the shape,just with different thickness, so matching accessories such as separating plates or end covers and etc.available for more flexible using.



PC 6

CE EAC RoHS REACH

	U [V]	I [A]	Wire size
IEC 60947-7-1	800	41	0.2-6.0mm²
UL 1059	600	50	24-8AWG



PC 10

CE EAC RoHS REACH

	U [V]	I [A]	Wire size
IEC 60947-7-1	800	57	0.2-10.0mm²
UL 1059	600	65	20-6AWG



PC 16

CE EAC RoHS REACH

	U [V]	I [A]	Wire size
IEC 60947-7-1	800	76	0.2-16.0mm²
UL 1059	600	85	12-4AWG



PC 35

CE EAC RoHS REACH

	U [V]	I [A]	Wire size
IEC 60947-7-1	1000	125	0.2-35.0mm²
UL 1059	600	150	1/0-18AWG

说明 Specification		型号 Type	I_{max}	Purchase Pkt.
端子，带通用安装脚，可安装在 ⊔/⊔/⊔型导轨上 Terminal block,with universal foot for mounting on ⊔/⊔/⊔		PC6		50
端板 Cover		D-PC2.5		200
固定式桥接件 Fixed bridge	2P	FBI 2-8	41A	10
	3P	FBI 3-8		10
	5P	FBI 5-8		10
	10P	FBI 10-8		10
边插桥接件 Insertion bridge	2P	EB 2-8	41A	100
	3P	EB 3-8		100
	10P	EB10-8		10
带绝缘垫块桥接件，10位 Isolator bridge bar, 10P		ISSBI 10-8		10
绝缘垫块 Bridge bar isolator		IS-K 10		100
开关桥接件 Switching bridge		SB 2-8/13N		1
隔片 Separating plate		TS-K		50
分组隔板，厚1.5mm Partition plate		ATP-PC		50
测试插孔座 Test plug socket		DSB 4/7/6		100
绝缘测试插孔座 Test plug socket, insulated		DSBJ 4/15/6		
标记条 Zack strip		ZB 8		
螺丝刀 Screw driver		SZS 1.0X4.0		

Technical data		PC6	PC10	PC16	PC35
尺寸 Dimensions					
厚度/宽度/端板厚度 T/W/Coverthickness	[mm]	8.2/42.5/1.6	10.2/42.5/1.6	12.2/42.5/1.5	15.2/50/-
高度 Height(NS35:7.5/NS35:15/NS32)	[mm]	47/54.5/52	47/54.5/52	54/61.5/59	62/69.5/67
技术参数符合IEC/ DIN VDE 标准 Technical data in accordance with IEC/DIN VDE					
最大额定工作电流/截面积 Maximum load current/cross section	[A]/[mm²]	41/6	57/10	76/16	125/35
使用边插式桥接件时可接导线最大截面积（刚性/柔性） Max. Cross section with insertion bridge(solid/stranded)	[mm²]	4/4	10/10	16/16	35/35
额定冲击电压/污染等级 Rated surge voltage/Pollution degree	[KV/-]	8/3	8/3	8/3	8/3
过电压等级/绝缘材料组别 Overvoltage category/Insulating material group		/	/	/	/
接线容量 Connection capacity					
带管状裸端头/管状预绝缘端头的柔性导线 Stranded with ferrule without/with plastic sleeve	[mm²]	0.2-6/0.2-6	0.5-10/0.5-6	1.5-16/1.5-16	0.75-35/0.75-35
多导线连接（截面积相同的两导线） Multiple connection(2 conductors with same cross section)					
刚性导线/柔性导线 Solid/stranded	[mm²]	0.2-2.5/0.2-2.5	0.5-4/0.5-4	1.5-6/1.5-4	0.75-16/0.75-10
带管状裸端头的柔性导线 Stranded with ferrules without plastic sleeve	[mm²]	0.2-1.5	0.5-2.5	1.5-6	0.75-10
带T WIN管状预绝缘端头的柔性导线 Stranded with TWIN ferrule with plastic sleeve	[mm²]	0.5-4	0.5-6	0.75-10	0.75-6
General data					
剥线长度 Stripping length	[mm]	10	10	11	16
塞规 Internal cylindrical gage（IEC 60947-1)		A5	B6	B7	B9
螺钉类型 Screw thread		M4	M4	M4	M6
扭距 Tightening torque	[Nm]	1.2	1.2	1.2	2.5
绝缘材料 Insulating material		PA	PA	PA	PA
根据UL94所确定的材料阻燃等级 Inflammability class acc. to UL94		V0	V0	V0	V0

型号 Type	I_{max}	Purchase Pkt.	型号 Type	I_{max}	Purchase Pkt.	型号 Type	I_{max}	Purchase Pkt.
PC10		50	PC16		50	PC35		50
D-PC2.5		200	D-PC16		200			
FBI 2-10	57A	10				FBI 2-15	125A	10
FBI 3-10		10				FBI 3-15		10
FBI 5-10		10						
FBI 10-10		10	FBI 10-12	76A	10			
EB 2-10	57A	100						
EB 3-10		100						
EB10-10		10	EB10-12	70A	10	EB 10-15	110A	10
ISSBI 10-10		10						
IS-K 10		100						
						SBH 2-15		1
TS-K		50	TS-K		50	TS-K		50
ATP-PC		50	ATP-PC		50	TP-PC35		10
DSB 4/7/6		100	DSB 4/7/6		100	DSB 6/5/6		100
DSBJ 4/15/6			DSBJ 4/15/6					
ZB 10			ZB 10			ZB 10		
SZS 1.0X4.0			SZS 1.0X4.0			SZS 1.0X6.5		

PC High-current types

通用型PC系列大电流端子，绝缘件采用尼龙66，具有良好的韧性和阻燃性；绝缘件由左右两部分扣合在一起，构成一个封闭绝缘外壳，安全性能更好。产品设计符合IEC60947等国际标准，并且具有以下优点:

---端子具有通用安装脚, 利用端子所带的锁定辅助弹簧，因而可以安装在U型NS 35及G型NS 32两种标准的导轨上。

---接线容量大，可接导线的截面范围为16-240 mm²。

---接线更牢固，端子夹线体底部呈棱柱形，保证了导线的三点对中。

---更低接触电阻，夹线体底面带槽纹，确保接线后载流体与导线的接触更可靠。

Standard PC series terminal blocks, the insulator housings are made from PA66, with excellent tenacity and fire resistance; The two parts of insulator housings buckle together to make up one completely sealed insulator housing, with much better security. The design of the products are in accordance with international standards IEC60947 and so on, And have following advantages:

-----With standard mounting support, terminal blocks can be fixed on both U type NS35 and G type NS 32 rails.

----with big connect capacity ranges from 16 to 240 mm².

----with much better stable connecting wire, the base of terminal clamp is prismatic to make sure three points of wire forward to center.

----Low contact resistance， the contact surface with ribbing to make sure wire contact current more reliable after connecting wire.



PC 50

c UL us CE EAC RoHS REACH

	U [V]	I [A]	Wire size
IEC 60947-7-1	1000	150	25-50mm²
UL 1059	600	125	1/0-6AWG

说明 Specification		型号 Type	I_{max}	Purchase Pkt.
端子，可安装在 ⊔/ ⊔/ ⊔ Terminal block		PC50		10
固定式桥接件 Fixed bridge	2-P 3-P 10-P	FBI 2-20 FBI 3-20	150A	10 10
边插桥接件 Insertion Bridge	2-P 3-P			
分接端子 Pick-off Terminal Block		AGK 10-PC 50		10
棱柱补偿块 Insertion Profile		PC50EP		10
终端固定件 End Bracket		E/AL-NS 32 E/AL-NS 35		10 10
内六角螺钉扳手 Hexagon screw wrench				
标记条 Zack Strip		ZB 10		
螺丝刀 Screwdriver		SZS 1.2X8.0		

Technical data

尺寸 Dimensions		
厚度/宽度 T/W	[mm]	20/70.5
高度 Height (NS35:15/NS32)	[mm]	83.5/81.5
技术参数符合IEC/ DIN VDE 标准 Technical data in accordance with IEC/DIN VDE		
最大额定工作电流/截面积 Maximum load current/cross section	[A]/[mm²]	150/50
使用边插式桥接件时可接导线最大截面积（刚性/柔性） Max. Cross section with insertion bridge(solid/stranded)	[mm²]	–
额定冲击电压/污染等级 Rated surge voltage/Rated current	[KV/-]	8/3
绝缘材料/阻燃等级 Insulating material/Inflammability class		/
接线容纳量 Connection capacity		
带管状裸端头/管状预绝缘端头的柔性导线 Stranded with ferrule without/with plastic sleeve	[mm²]	25-50/25-50
多导线线连接（截面积相同的两导线） Multiple connection(2 conductors with same cross section)		
刚性导线/柔性导线 Solid/stranded	[mm²]	10-16/10-16
带管状裸端头的柔性导线 Stranded with ferrules without plastic sleeve	[mm²]	10-16
General data		
剥线长度 Stripping length	[mm]	24
塞规 Internal Cylindrical Gage（IEC 60947-1)		B10
螺钉类型 Screw thread		M6
扭距 Tightening torque	[Nm]	2.5
绝缘材料 Insulating material		PA
根据UL94所确定的材料阻燃等级 Inflammabilityclassacc. ToUL94		V0



PC 95

CE EAC RoHS REACH

	U [V]	I [A]	Wire size
IEC 60947-7-1	1000	232	35-95mm²
UL 1059	600	230	4-3/0AWG



PC 150

	U [V]	I [A]	Wire size
IEC 60947-7-1	1000	309	50-150mm²
UL 1059	600	285	2-300MCM



PC 240

	U [V]	I [A]	Wire size
IEC 60947-7-1	1000	415	70-240mm²
UL 1059	800	380	1/0-500MCM

型号 Type	I_{max}	Purchase Pkt.	型号 Type	I_{max}	Purchase Pkt.	型号 Type	I_{max}	Purchase Pkt.
PC95		9	PC150		10	PC240		10
EB 2-25/PC EB 3-25/PC	232A	10 10	EB 2-31/PC EB 3-31/PC	232A	10 10	EB 2-36/PC EB 3-36/PC	320A	10 10
AGK 10-PC 95		10	AGK 10-PC 150/240		10	AGK 10-PC 150/240		10
PC95EP		10	PC150/240EP		10	PC150/240EP		10
E/AL-NS 32 E/AL-NS 35		10 10	E/AL-NS 32 E/AL-NS 35		10 10	E/AL-NS 32 E/AL-NS 35		10 10
ISS 6			ISS 8			ISS 8		
ZB 10			ZB 10			ZB 10		

	PC95	PC150	PC240
尺寸 Dimensions			
厚度/宽度 T/W [mm]	25/83	31/100	36/100
高度 Height (NS35:15/NS32) [mm]	97.5/95.5	118.5/116	131.5/129.5
技术参数符合IEC/ DIN VDE 标准 Technical data in accordance with IEC/DIN VDE			
最大额定工作电流/截面积 Maximum load current/cross section [A]/[mm²]	232/95	309/150	415/240
使用边插式桥接件时可接导线最大截面积（刚性/柔性） Max. Cross section with insertion bridge(solid/stranded) [mm²]	95/70	150/120	240/185
额定冲击电压/污染等级 Rated surge voltage/Rated current [KV/-]	8/3	8/3	8/3
绝缘材料/阻燃等级 Insulating material/Inflammability class	/	/	/
接线容纳量 Connection capacity			
带管状裸端头/管状预绝缘端头的柔性导线 Stranded with ferrule without/with plastic sleeve [mm²]	35-95/35-95	50-150/50-150	70-185/70-185
多导线线连接（截面积相同的两导线） Multiple connection(2 conductors with same cross section)			
刚性导线/柔性导线 Solid/stranded [mm²]	25-35/25-35	25-50/35-50	35-95/50-95
带管状裸端头的柔性导线 Stranded with ferrules without plastic sleeve [mm²]	16-35	25-50	35-50
General data			
剥线长度 Stripping length [mm]	33	40	40
塞规 Internal Cylindrical Gage（IEC 60947-1)	B12	B14	B15
螺钉类型 Screw thread	M8	M10	M10
扭距 Tightening torque [Nm]	3.5	4.0	4.0
绝缘材料 Insulating material	PA	PA	PA
根据UL94所确定的材料阻燃等级 Inflammabilityclassacc. ToUL94	V0	V0	V0

PC 2-Conductor ground types







PC 1.5-PE

PC 2.5B-PE

	U [V]	I [A]	Wire size
IEC 60947-7-2	–	–	0.2-1.5mm²
UL 1059	–	–	26-14AWG

	U [V]	I [A]	Wire size
IEC 60947-7-2	–	–	0.2-2.5mm²
UL 1059	–	–	24-12AWG







PC 2.5-PE

PC 4-PE

PC 6-PE

	U [V]	I [A]	Wire size
IEC 60947-7-2	–	–	0.2-2.5mm²
UL 1059	–	–	24-12AWG

	U [V]	I [A]	Wire size
IEC 60947-7-2	–	–	0.2-4mm²
UL 1059	–	–	24-10AWG

	U [V]	I [A]	Wire size
IEC 60947-7-2	–	–	0.2-6mm²
UL 1059	–	–	24-10AWG

PC SERIES

说明 Specification		型号 Type	Purchase Pkt.	型号 Type	Purchase Pkt.	型号 Type	Purchase Pkt.	型号 Type	Purchase Pkt.	型号 Type	Purchase Pkt.
接地端子，可安装在 ⊔/⊔/⊔型导轨上 Ground terminal block, for mounting on ⊔/⊔/⊔		PC1.5-PE	50	PC2.5B-PE	50	PC2.5-PE	50	PC4-PE	50	PC6-PE	50
标记条 Zack Strip		ZB 4		ZB 6		ZB 5		ZB 6		ZB 8	
螺丝刀 Screw driver		SZS 0.4X2.5		SZS 0.6X3.5		SZS 0.6X3.5		SZS 0.6X3.5		SZS 1.0X4.0	
Technical data											
尺寸 Dimensions											
厚度/宽度 T/W	[Mm]	4.2 / 42.5		6.2 / 42.5		5.2 / 42.5		6.2 / 42.5		8.2/42.5	
高度 Height (NS35:7.5/NS35:15/NS32)	[mm]	42 / 49.5 / 47		42 / 49.5 / 47		47 / 54.5 / 52		47 / 54.5 / 52		47 / 54.5 / 52	
技术参数符合IEC/ DIN VDE 标准 Technical data in accordance with IEC/DIN VDE											
额定冲击电压/污染等级 Rated surge voltage/Pollution degree	[KV/-]	6 / 3		8 / 3		8 / 3		8 / 3		8 / 3	
过电压等级/绝缘材料组别 Overvoltage category/Insulating material group		/		/		/		/		/	
接线容量 Connectioncapacity											
带管状裸端头/管状预绝缘端头的柔性导线 Stranded with ferrule without/with plastic sleeve	[mm²]	0.2-0.75 / 0.2-0.75		0.2-2.5 / 0.2-2.5		0.2-2.5 / 0.2-1.5		0.2-4 / -0.2-2.5		0.2-6 / 0.2-6	
多导线连接（截面积相同的两导线） Multiple connection(2 conductors with same cross section)											
刚性导线/柔性导线 Solid/stranded	[mm²]	0.2-0.75 / 0.2-0.75		0.2-1.5 / 0.2-1.5		0.2-1.5 / 0.2-1.5		0.2-1 / 0.2-1.5		0.2-2.5 / 0.2-2.5	
带管状裸端头的柔性导线 Stranded with ferrules without plastic sleeve	[mm²]	0.2-0.34		0.2-1.5		0.2-1.5		0.2-1.5		0.2-1.5	
带T WIN管状预绝缘端头的柔性导线 Stranded with TWIN ferrule with plastic sleeve	[mm²]	0.5		0.5-1.5		0.5-1.5		0.5-2.5		0.5-4	
General data											
剥线长度 Stripping length	[mm]	7		7		8		8		10	
塞规 Internal cylindrical gage（IEC 60947-1)		A1		A3		A3		A4		A5	
接线位螺钉:类型/扭距 Terminal screw: thread/ torque	[Nm]	M2 / 0.2		M3 / 0.5		M3 / 0.5		M3/0.5		M4/1.2	
中央紧固螺钉:类型/扭距 Mounting screw:thread/ torque	[Nm]	M2 / 0.2		M3 / 0.5		M2.5 / 0.4		M3/0.5		M4/1.2	
绝缘材料 Insulatingmaterial		PA		PA		PA		PA		PA	
根据UL94所确定的材料阻燃等级 Inflammability classacc. to UL94		V0		V0		V0		V0		V0	

PC SERIES

PC 2-Conductor ground types

通用型PC-PE系列接地端子，端子的外形尺寸也已经进行了优化，此类端子有着和相对应的通用型PC系列端子相同的外形轮廓尺寸，绝缘件采用尼龙66，具有良好的韧性和阻燃性，绝缘件的颜色采用黄绿色相间，产品设计符合IEC60947、UL1059等国际标准。

Standard PC-PE series terminal blocks,with optimized shape of terminal blocks,this type products have the same shape sizes with corresponding standard PC series,the insulator housings are made from PA66,with exc elle nt tenacity and fire resistance,the color of insulator housing is yellow-green,The design of the prod ucts are approved by international standard IEC60947, UI1059 and etc.



PC 10-PE



PC 16-PE



PC 35-PE



PC 50-PE

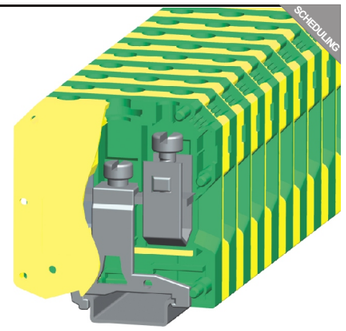

PC 95-PE

	U [V]	I [A]	Wire size
IEC 60947-7-2	–	–	0.2-10mm²
UL 1059	–	–	24-6AWG

	U [V]	I [A]	Wire size
IEC 60947-7-2	–	–	0.2-16mm²
UL 1059	–	–	12-4AWG

	U [V]	I [A]	Wire size
IEC 60947-7-2	–	–	0.2-35.0mm²
UL 1059	–	–	18-2AWG

	U [V]	I [A]	Wire size
IEC 60947-7-2	–	–	25-50mm²
UL 1059	–	–	6-1/0WG

	U [V]	I [A]	Wire size
IEC 60947-7-2	–	–	35-95mm²
UL 1059	–	–	4-3/0AWG

说明 Specification		型号 Type	Purchase Pkt.	型号 Type	Purchase Pkt.	型号 Type	Purchase Pkt.	型号 Type	Purchase Pkt.	型号 Type	Purchase Pkt.
接地端子，可安装在 ⊔/⊔/⊔型导轨上 Ground terminal block, for mounting on ⊔/⊔/⊔		PC10-PE	50	PC16-PE	50	PC35-PE	30	PC50-PE	10	PC95-PE	10
标记条 Zack Strip		ZB 10		ZB 10		ZB 10		ZB 10		ZB 10	
螺丝刀 Screw driver		SZS 1.0x4.0		SZS 1.0x4.0		SZS 1.0x6.5		SZS 1.2x8.0		ISS 6	
Technical data											
尺寸 Dimensions											
厚度/宽度 T/W	[mm]	10.2 / 42.5		12.2 / 42.5		15.2 / 50		20 / 70.5		25 / 83	
高度 Height(NS35:7.5/NS35:15/NS32)	[mm]	47 / 54.5 / 52		54 / 61.5 / 59		62 / 69.5 / 67		- / 83.5 / 81.5		- / 99 / 96.5	
技术参数符合IEC/ DIN VDE 标准 Technical data in accordance with IEC/DIN VDE											
额定冲击电压/污染等级 Rated surge voltage/Pollution degree	[KV/-]	8 / 3		8 / 3		8 / 3		8 / 3		8 / 3	
过电压等级/绝缘材料组别 Overvoltage category/Insulating material group		/		/		/		/		/	
接线容量 Connection capacity											
带管状裸端头/管状预绝缘端头的柔性导线 Stranded with ferrule without/with plastic sleeve	[mm²]	0.5-10 / 0.5-6		1.5-16 / 1.5-16		0.75-35 / 0.75-35		25-50 /25-50		35-95 / 35-95	
多导线连接（截面积相同的两导线） Multiple connection(2 conductors with same cross section)											
刚性导线/柔性导线 Solid/stranded	[mm²]	0.5-4 / 0.5-4		1.5-6 / 1.5-4		0.75-16 / 0.75-10		10-16 / 10-16		25-35 / 25-35	
带管状裸端头的柔性导线 Stranded with ferrules without plastic sleeve	[mm²]	0.5-2.5		1.5-6		0.75-10		10-16		16-35	
带T WIN管状预绝缘端头的柔性导线 Stranded with TWIN ferrule with plastic sleeve	[mm²]	0.5-6		0.75-10		0.75-6		–		–	
General data											
剥线长度 Stripping length	[mm]	10		11		15		24		30	
塞规 Internal cylindrical gage(IEC 60947-1)		B6		B7		B9		B10		B12	
接线位螺钉:类型/扭距 Terminal screw: thread/ torque	[Nm]	M4 / 1.2		M4 / 1.2		M6 / 2.5		M6 / 2.5		M8 / 3.5	
中央紧固螺钉:类型/扭距 Mounting screw:thread/ torque	[Nm]	M4 / 1.2		M4 / 1.2		M5 / 2.0		M6 / 2.5		M8 / 3.5	
绝缘材料 Insulating material		PA		PA		PA		PA		PA	
根据UL94所确定的材料阻燃等级 Inflammability class acc. to UL94		V0		V0		V0		V0		V0	

PC 3-Conductor types



通用型PC-TW系列3导体接线端子，此类端子主要用于解决：电气连接过程中的“电位分配”问题，例如：将两根或更多根数的导线接到同一个端子上，特别是当两根导线类型和截面尺寸有很大差别时，例如：PC10-PL能同时各接1条截面积为10mm²和4mm²的任意类型导线。绝缘件采用尼龙66，具有良好的韧性和阻燃性，铜合金压线框结构，提供潮湿，盐雾等恶劣环境下的长期保护，产品设计符合IEC60947、IEC60079、UL1059、UL486E、CSA C22.2 No.158等国际标准。并且具有以下优点：

--- 端子载流体采用含铜量99%以上的紫铜，极低的接触电阻值，导电性能最好。

--- 对于多个截面等级的端子配备有统一 附件：例如端板、分组隔板，终端固定件等.

--- 电位分配可通过使用中间固定式桥接件或边插式桥接件两种不同的方式来实现。

---接线标识可采用统一的ZB系列标识系统，使用方便，灵活。

Standard PC-TW 3-conductor series terminal blocks, this type of products are mainly used to : the Solution of power distribution,for example: we connecting two or more ropes of leads to the same terminal, especially when the two leads have quite many differences on the types and cross section size, such as PC10-PL can connect simultaneously any types of conductor wires with section of 10 mm² and 4mm². The insulator housings are made from PA66, with excellent tenacity and fire resistance, The blocks adopt copper alloy pressure clamp connection from bad circumstance such as humidity, salt mist, etc. The design of the products are in accordance with international standards such as IEC60947、IEC60079、UL1059、UL486E、CSA C22.2 No.158.,and have following advantages:

----The current carriers of terminal blocks are made from pure copper, copper volume is 99%, with excellent lowest contact resistance and the best electrical conductivity.

----Uniform accessories such as end covers, separating plates, end bracket, etc, for covering a wide range of cross sections.

----Power distribution alternatively via fixed bridges in the terminal center or insertion bridges in the clamping space.

----with uniform marking methods of the ZB series marking system, much more convenient and flexible.



PC 2.5-TW

RoHS REACH

	U [V]	I [A]	Wire size
IEC 60947-7-1	400	24	0.2-2.5mm²
UL 1059	300	20	30-12AWG

说明 Specification	型号 Type	I_{max}	Purchase Pkt.
端子，带通用安装脚，可安装在 ⊔/ ⊔/ ⊔型导轨上 Terminal block,with universal foot for mounting on ⊔/ ⊔/ ⊔	PC2.5-TW		50
端板Cover	D-PC2.5-TW		100
固定式桥接件,10位 Fixed bridge,10P	FBRI 10-5	24A	10
边插桥接件 Insertion bridge 2P	EB 2-5	24A	10
3P	EB 3-5		10
10P	EB 10-5		10
带绝缘垫块桥接件，10位 Isolator bridge bar, 10 P			
绝缘垫块 Bridge bar isolator			
隔片 Separating plate	TS-K		50
测试插孔座 Test plug socket	DSB 3/10/4		100
绝缘测试插孔座 Test plug socket, insulated	DSBJ 3/13/4		100
标记条 Zack Strip	ZB 5		
螺丝刀 Screw driver	SZS 0.6X3.5		

Technical data

尺寸 Dimensions		
厚度/宽度/端板厚度 T/W/Coverthickness	[mm]	5.2 / 50.5 / 2
高度 Height (NS35:7.5/NS35:15/NS32)	[mm]	47 / 54.5 / 52
技术参数符合IEC/ DIN VDE 标准 Technical data in accordance with IEC/DIN VDE		
贯通层:最大额定工作电流/截面积 Continuity:Max. load current/cross section	[A]/[mm²]	24 / 2.5
分接接线位:最大额定工作电流/截面积 Pick-off:Max. load current/cross section	[A]/[mm²]	–
使用边插式桥接件时可接导线最大截面积（刚性/柔性） Max. Cross section with insertion bridge(solid/stranded)	[mm²]	2.5 / 2.5
额定冲击电压/污染等级 Rated surge voltage/Pollution degree	[KV/-]	6 / 3
过电压等级/绝缘材料组别 Overvoltage category/Insulating material group		/
贯通层接线容量 Continuity: connection capacity		
带管状裸端头/管状预绝缘端头的柔性导线 Stranded with ferrule without/with plastic sleeve	[mm²]	0.2-1.5 / 0.2-1
分接接线位接线容量 Pick-off: connection capacity		
带管状裸端头/管状预绝缘端头的柔性导线 Stranded with ferrule without/with plastic sleeve	[mm²]	–
贯通层:截面积相同的两导线 Continuity:2 conductors with same cross section		
刚性导线/柔性导线 Solid/stranded	[mm²]	0.2-0.5 / 0.2-0.5
带管状裸端头的柔性导线 Stranded with ferrules without plastic sleeve	[mm²]	0.2-0.5
带T WIN管状预绝缘端头的柔性导线 Stranded with TWIN ferrule with plastic sleeve	[mm²]	0.5-0.75
分接接线位:截面积相同的两导线 Pick-off: 2 conductors with same cross section		
刚性导线/柔性导线 Solid/stranded	[mm²]	–
带管状裸端头的柔性导线 Stranded with ferrules without plastic sleeve	[mm²]	–
带T WIN管状预绝缘端头的柔性导线 Stranded with TWIN ferrule with plastic sleeve	[mm²]	–
General data		
剥线长度: 贯通层/ 分接接线位 Stripping length:continuity / pick-off	[mm]	8 / -
塞规（IEC 60947-1):贯通层/ 分接接线位 Internal cylindrical gage（IEC 60947-1):continuity / pick-off		A3 / -
贯通层:螺钉类型/ 扭距 Continuity: thread / torque	- / [Nm]	M3 / 0.5
分接接线位:螺钉类型/ 扭距 Pick-off : thread / torque	- / [Nm]	–
绝缘材料 Insulating material		PA
根据UL94所确定的材料阻燃等级 Inflammability class acc.to UL94		V0



PC 4-TW

RoHS REACH

	U [V]	I [A]	Wire size
IEC 60947-7-1	500	32	0.2-4.0mm²
UL 1059	300	30	30-10AWG

型号 Type	I_{max}	Purchase Pkt.
PC4-TW		50
D-PC2.5-TW		100
FBI 10-6	32A	10
EB 2-6	32A	100
EB 3-6		100
EB 10-6		10
ISSBI 10-6		10
IS-K4		100
TS-K		50
DSB 3/10/4		100
DSBJ 3/13/4		100
ZB 6		
SZS 0.6X3.5		
6.2 / 50.5 / 2		
47 / 54.5 / 52		
32 / 4		
–		
4 / 4		
6 / 3		
/		
0.2-4 / 0.2-2.5		
–		
0.2-1.5 / 0.2-1.5		
0.2-1.5		
0.5-1.5		
–		
–		
–		
8 / -		
A4 / -		
M3 / 0.5		
–		
PA		
V0		

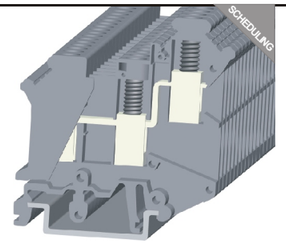

PC 10-TW

	U [V]	I [A]	Wire size
IEC 60947-7-1	800	57	0.2-10mm²
UL 1059	600	65	20-6AWG

型号 Type	I_{max}	Purchase Pkt.
PC10-TW		50
FBI 10-10	57A	10
ISSBI 10-10		10
IS-K10		100
TS-KK3		50
DSB 4/7/6		100
DSB 4/15/6		
ZB 10		
SZS 1.0X4.0		
10.2 / 56.5 / -		
59 / 66.5 / 64		
57 / 10		
–		
–		
8 / 3		
/		
0.5-10 / 0.5-6		
–		
0.5-4 / 0.5-4		
0.5-2.5		
0.5-4		
–		
–		
–		
11 / -		
B6 / -		
M4 / 1.2		
–		
PA		
V0		

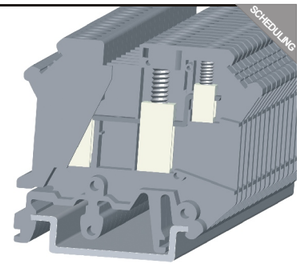

PC 10-PL

	U [V]	I [A]	Wire size
IEC 60947-7-1	800	57 32	0.2-10mm² 0.2-4.0mm²
UL 1059	600	65 30	24-6AWG 24-10AWG

型号 Type	I_{max}	Purchase Pkt.
PC10-PL		50
FBI 10-10	57A	10
ISSBI 10-10		10
IS-K10		100
TS-KK3		50
DSB 4/7/6		100
DSB 4/15/6		
ZB 10		
SZS 1.0X4.0		
10.2 / 53 / -		
47 / 54.5 / 52		
57 / 10		
32 / 4		
–		
8 / 3		
/		
0.5-10 / 0.5-6		
0.25-4 / 0.25-4		
0.5-4 / 0.5-4		
0.5-2.5		
0.5-4		
0.2-1.5 / 0.2-1.5		
0.25-1.5		
0.5-1.5		
11 / 7		
B6 / A4		
M4 / 1.2		
M3 / 0.5		
PA		
V0		

PC 3-Conductor ground types



The items marked " (SCHEDULING) " are the parts under scheduling.



PC 2.5-TW-PE

CE EAC RoHS REACH

	U [V]	I [A]	Wire size
IEC 60947-7-2	–	–	0.2-2.5mm²
UL 1059	–	–	24-14AWG

通用型PC-TW-PE系列3导体接地端子，端子的外形尺寸也已经进行了优化，此类端子有着和相对应的通用型PC-TW系列端子相同的外形轮廓尺寸，绝缘件采用尼龙66，具有良好的韧性和阻燃性，绝缘件的颜色采用黄绿色相间，产品设计符合IEC60947、UL1059等国际标准。并且具有以下优点:

--- 端子具有通用安装脚,因而可以安装在U型NS 35及G型NS 32两种标准的导轨上。

--- 端子载流体采用含铜量99%以上的紫铜，极低的接触电阻值，导电性能最好。

---接线标识可采用统一的ZB系列标识系统，使用方便，灵活。

Standard PC-TW-PE 3-conductor serie s termi nal blocks, with optimized shape of termi nal block s, th is type products have the same shape sizes with corresponding standard PC series , the insulator housings are made from PA66, with excellent tenacity and fire resistance, the color of insulator housing is yellow-green, The design of the products are approved by international standard IEC60947, UL1059, etc. and have following advantages:

-----With standard mounting support, terminal blocks can be fixed on both U type NS35 and G type NS 32 rails.

----The current carriers of terminal blocks are made from pure copper, copper volume is 99%, with excellent lowest contact resistance and the best electrical conductivity;

----With uniform marking methods of the ZB series marking system, much more convenient and flexible.

说明 Specification		型号 Type	Purchase Pkt.
接地端子,可安装在 ⊔/ ⊔ / ⊔型导轨上 Ground terminal block, for mounting on ⊔/ ⊔ / ⊔		PC2.5-TW-PE	50
标记条 Zack strip		ZB 5	
螺丝刀 Screw driver		SZS 0.6X3.5	
Technical data			
尺寸 Dimensions			
厚度/宽度 T/W	[mm]	5.2/50.5	
高度 Height (NS35:7.5/NS35:15/NS32)	[mm]	47/54.5/52	
技术参数符合IEC/ DIN VDE 标准 Technical data in accordance with IEC/DIN VDE			
贯通层:最大额定工作电流/截面积 Continuity:Max. load current/cross section	[A]/[mm²]	–	
分接接线位:最大额定工作电流/截面积 Pick-off:Max. load current/cross section	[A]/[mm²]	–	
额定冲击电压/污染等级 Rated surge voltage/Pollution degree	[KV/-]	6/3	
过电压等级/绝缘材料组别 Overvoltage category/Insulating material group		/	
贯通层:接线容量 Continuity:connection capacity			
带管状裸端头/管状预绝缘端头的柔性导线 Stranded with ferrule without/with plastic sleeve	[mm²]	0.2-1.5/0.2-1	
分接接线位:接线容量 Pick-off:connection capacity			
带管状裸端头/管状预绝缘端头的柔性导线 Stranded with ferrule without/with plastic sleeve	[mm²]	–	
贯通层:截面积相同的两导线 Continuity:2 conductors with same cross section			
刚性导线/柔性导线 Solid/stranded	[mm²]	0.2-0.5/0.2-0.5	
带管状裸端头的柔性导线 Stranded with ferrules without plastic sleeve	[mm²]	0.2-0.5	
带T WIN管状预绝缘端头的柔性导线 Stranded with TWIN ferrule with plastic sleeve	[mm²]	0.5-0.75	
分接接线位:截面积相同的两导线 Pick-off:2 conductors with same cross section			
刚性导线/柔性导线 Solid/stranded	[mm²]	–	
带管状裸端头的柔性导线 Stranded with ferrules without plastic sleeve	[mm²]	–	
带T WIN管状预绝缘端头的柔性导线 Stranded with TWIN ferrule with plastic sleeve	[mm²]	–	
General data			
剥线长度: 贯通层 / 分接接线位 Stripping length: continuity / pick-off	[mm]	8/-	
塞规 (IEC 60947-1): 贯通层 / 分接接线位 Internal cylindrical gage(IEC 60947-1): continuity / pick-off		A3/-	
贯通层:螺钉类型/扭距 Continuity : thread/ torque	-/[Nm]	M3/0.5	
分接接线位:螺钉类型/扭距 Pick-off:thread/ torque	-/[Nm]	–	
绝缘材料 Insulating material		PA	
根据UL94所确定的材料阻燃等级 Inflammabilityclass acc.to UL94		V0	



PC 4-TW-PE

CE EAC RoHS REACH

	U [V]	I [A]	Wire size
IEC 60947-7-2	–	–	0.2-4.0mm²
UL 1059	–	–	24-12AWG

型号 Type	Purchase Pkt.
PC4-TW-PE	50
ZB 6	
SZS 0.6X3.5	
6.2/50.5	
47/54.5/52	
–	
–	
6/3	
/	
0.2-4/0.2-2.5	
–	
0.2-1.5/0.2-1.5	
0.2-1.5	
0.5-1.5	
–	
–	
–	
8/-	
A4/-	
M3/0.5	
–	
PA	
V0	



PC 10-TW-PE

	U [V]	I [A]	Wire size
IEC60947-7-2	–	–	0.2-10mm²
UL 1059	–	–	20-6AWG

型号 Type	Purchase Pkt.
PC10-TW-PE	50
ZB 10	
SZS 1.0-4.0	
10.2/56.5	
59/66.5/64	
–	
–	
8/3	
/	
0.5-10/0.5-6	
–	
0.5-4/0.5-4	
0.5-6	
0.5-6	
–	
–	
–	
11/-	
B6/-	
M4/1.2	
–	
PA	
V0	

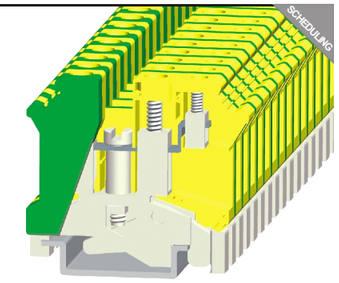

PC 10-PL-PE

	U [V]	I [A]	Wire size
IEC 60947-7-2	–	–	0.2-10mm² 0.2-4mm²
UL 1059	–	–	20-6AWG 24-10AWG

型号 Type	Purchase Pkt.
PC10-PL-PE	50
ZB 10	
SZS 1.0X4.0	
10.2/53	
47/54.5/52	
57/10	
32/4	
8/3	
/	
0.5-10/0.5-6	
0.2-4/0.2-4	
0.5-4/0.5-4	
0.5-6	
0.5-6	
0.2-1.5/0.2-1.5	
0.2-1.5	
0.5-1.5	
11/7	
B6/A4	
M4/1.2	
M3/0.5	
PA	
V0	

DEGSON®

PC 4-Conductor types





PCDK 2.5

CE EAC RoHS REACH

	U [V]	I [A]	Wire size
IEC 60947-7-1	500	24	0.2-2.5mm²
UL 1059	300	20	24-12AWG

通用型PCDK系列4导体接线端子，主要用于解决：电气连接过程中的“电位分配”或者“环路分出支路”问题，此类端子可以将多根导线接到同一个端子上，节省了布线空间和费用。（如果在这种场合使用通用型2导体接线端子就需要将多个端子相邻排列，并利用桥接件来实现电气连接），绝缘件采用尼龙66，具有良好的韧性和阻燃性，铜合金压线框结构，提供潮湿，盐雾等恶劣环境下的长期保护。通用型PCDK-PE系列4导体接地端子，端子的外形尺寸也已经进行了优化，此类端子有着和相对应的通用型PCDK系列端子相同的外形轮廓尺寸，绝缘件采用尼龙66，具有良好的韧性和阻燃性，绝缘件的颜色采用黄绿色相间。产品设计符合IEC60947、IEC60079、UL1059、UL486E、CSA C22.2No.158等国际标准。

Standard PCDK 4-conductor series terminal blocks, these types are mainly used to: the Solution of power distribution when connecting Electricity or ring circuit dispatch to circuit branch, these series of terminal blocks can connect several conducting wires to one terminal, saving the cost and space of arranging wires.(Here if using PC 2-conductor series terminal blocks, need to arrange many terminal blocks together and connect them with each other by fixed bridges), the insulator housings are made from PA66, with excellent tenacity and fire resistance, the clamps are made from copper, provide long-term protection under bad circumstance such as high humidity, salt spray.
Standard PCDK-PE 4-conductor series terminal blocks, also with optimized shape of terminal blocks, this type products have the same shape sizes with corresponding standard PCDK series, the insulator housings are made from PA66, with excellent tenacity and fire resistance, the color of insulator housing is yellow-green, The design of the products are approved by international standard IEC60947、IEC60079、UL1059、UL486E、CSA C22.2 No.158, etc.

说明 Specification		型号 Type	I_{max}	Purchase Pkt.
端子，带通用安装脚，可安装在 ⊔/ ⊔/ ⊔型导轨上 Terminal block,with universal foot for mounting on ⊔/ ⊔/ ⊔		PCDK2.5		50
端板 Cover		D-PCDK2.5		100
固式桥接件,10位 Fixed bridge 10P				
固定式桥接件 Fixed bridge	2P	FBRI 2-5	24A	10
	3P	FBRI 3-5		10
	4P	FBRI 4-5		10
	10P	FBRI 10-5		10
边插桥接件 Insertion bridge	2P	EB 2-5	24A	100
	3P	EB 3-5		100
	10P	EB10-5		10
带绝缘垫块桥接件，10位 Isolator bridge bar, 10 P				
绝缘垫块 Bridge bar isolator				
开关桥接件 Switching bridge				
隔片 Separating plate		TS-KK3		50
标记条 Zack strip		ZB5		
螺丝刀 Screw driver		SZS 0.6X3.5		
Technical data				
尺寸 Dimensions				
厚度/宽度/端板厚度 T/W/Cover thickness	[mm]	5.2/63.5/1.5		
高度 Height (NS35:7.5/NS35:15/NS32)	[mm]	47/54.5/52.5		
技术参数符合IEC/ DIN VDE 标准 Technical data in accordance with IEC/DIN VDE				
最大额定工作电流/截面积 Maximum load current/cross section	[A]/[mm²]	24/2.5		
使用边插式桥接件时可接导线最大截面积（刚性/柔性） Max. Cross section with insertion bridge(solid/stranded)	[mm²]	2.5/2.5		
额定冲击电压/污染等级 Rated surge voltage/Pollution degree	[KV/-]	6/3		
过电压等级/绝缘材料组别 Overvoltage category/Insulating material group		/		
接线容量 Connection capacity				
带管状裸端头/管状预绝缘端头的柔性导线 Stranded with ferrule without/with plastic sleeve	[mm²]	0.2-2.5/0.2-1.5		
多导线连接（截面积相同的两导线） Multiple connection(2 conductors with same cross section)				
刚性导线/柔性导线 Solid/stranded	[mm²]	0.2-1/0.2-1.5		
带管状裸端头的柔性导线 Stranded with ferrules without plastic sleeve	[mm²]	0.2-1.5		
带T WIN管状预绝缘端头的柔性导线 Stranded with TWIN ferrule with plastic sleeve	[mm²]	0.5-1		
General data				
剥线长度 Stripping length	[mm]	8		
塞规 Internal cylindrical gage(IEC 60947-1)		A3		
接线位:螺钉类型/扭距 Terminal: thread/ torque	-/[Nm]	M3/0.5		
中央紧固:螺钉类型/扭距 Mounting:thread/ torque	-/[Nm]	-		
绝缘材料 Insulating material		PA		
根据UL94所确定的材料阻燃等级 nflammability class acc.to UL94		V0		

PC SERIES

PC 4-Conductor ground types







PCDK 4

CE EAC RoHS REACH

	U [V]	I [A]	Wire size
IEC 60947-7-1	630	32	0.2-4.0mm²
UL 1059	300	30	24-10AWG

PCDK 2.5-PE

CE EAC RoHS REACH

	U [V]	I [A]	Wire size
IEC 60947-7-1	–	–	0.2-2.5mm²
UL 1059	–	–	24-12AWG

PCDK 4-PE

CE EAC RoHS REACH

	U [V]	I [A]	Wire size
IEC 60947-7-1	–	–	0.2-4.0mm²
UL 1059	–	–	24-10AWG

型号 Type	I_{max}	Purchase Pkt.	型号 Type	I_{max}	Purchase Pkt.	型号 Type	I_{max}	Purchase Pkt.
PCDK4		50	PCDK2.5-PE		50	PCDK4-PE		50
D-PCDK2.5		100						
FBI10-6	24A	10						
EB 2-6		100						
EB 3-6		100						
EB10-6		10						
ISSBI 10-6		10						
IS-K 4		100						
USBR 2-7		1						
TS-KK3		50						
ZB6			ZB5			ZB6		
SZS 0.6X3.5			SZS 0.6X3.5			SZS 0.6X3.5		
6.2/63.5/1.5			5.2/63.5/-			6.2/63.5/-		
47/54.5/52.5			47/54.5/52.5			47/54.5/52.5		
32/4			–			–		
2.5/2.5			–			–		
8/3			6/3			8/3		
/			/			/		
0.2-4/0.2-2.5			0.2-2.5/0.2-1.5			0.2-4/0.2-2.5		
0.2-1/0.2-1.5			0.2-1/0.2-1.5			0.2-1/0.2-1.5		
0.2-1.5			0.2-1.5			0.2-1.5		
0.5-1.5			0.5-1			0.5-1.5		
8			8			8		
A4			A3			A4		
M3/0.5			M3/0.5			M3/0.5		
-			M2.5/0.4			M3/0.5		
PA			PA			PA		
V0			V0			V0		

PC SERIES

PC Types with same direction



PC 2.5-RE

The items marked " (SCHEDULING) " are the parts under scheduling.

	U [V]	I [A]	Wire size
IEC 60947-7-1	500	24	0.2-2.5mm²
UL 1059	300	20	24-12AWG

通用型PC-RE系列同向接线端子，主要用于解决：电气连接过程中需要紧靠电气柜壁进行接线操作的场合，端子的两个接线位都朝向同一侧，因此安装接线员在这一侧就可以完成所有的导线连接，节省了接线所需的空间。绝缘件采用尼龙66，具有良好的韧性和阻燃性，铜合金压线框结构，提供潮湿，盐雾等恶劣环境下的长期保护。通用型PC-RE-PE系列同向接地端子，端子的外形尺寸也已经进行了优化，此类端子有着和相对应的通用型PC-RE系列端子相同的外形轮廓尺寸，绝缘件采用尼龙66，具有良好的韧性和阻燃性，绝缘件的颜色采用黄绿色相间。产品设计符合IEC60947、IEC60079、UL1059、UL486E、CSA C22.2 No.158等国际标准。

Standard PC-RE same direction series terminal blocks, these types are mainly used to the situation When connecting wires need to snuggle up electric cupboard during the process of electric connecting, Installation workers can finish their working in one side. thus saving the spaces. The insulator housings are made from PA66, with Excellent tenacity and fire resistance, the clamps are made from copper, provide long-term protection under bad circumstances such as humidity, salt spray. Standard PC-RE-PE series terminal blocks, with optimized shape of terminal blocks, this type products have the same shape sizes with corresponding standard PCDK series , the insulator housings are made from PA66, with excellent tenacity and fire resistance, the color of insulator housing is yellow-green, The design of the products are approved by international standard IEC60947、IEC60079、UL1059、UL486E、CSA C22.2 No.158,etc.

说明 Specification		型号 Type	I_{max}	Purchase Pkt.
端子，带通用安装脚，可安装在 ⊔/ ⊔/ ⊔型导轨上 Terminal block,with universal foot for mounting on ⊔/ ⊔/ ⊔		PC2.5-RE		50
端板 Cover		D-PC2.5-RE		50
固式桥接件,10位 Fixed bridge 10P				
固定式桥接件 Fixed bridge	2P	FBRI 2-5	24A	10
	3P	FBRI 3-5		10
	4P	FBRI 4-5		10
	10P	FBRI 10-5		10
边插桥接件 Insertion bridge	2P	EB 2-5	24A	100
	3P	EB 3-5		100
	10P	EB10-5		10
隔片 Separating plate		TS-PC2.5-RE		50
分组隔片 Separating plate		ATP-PC2.5-RE		50
标记条 Zack strip		ZB5		
螺丝刀 Screw driver		SZS 0.6X3.5		
Technical data				
尺寸 Dimensions				
厚度/宽度/端板厚度 T/W/Cover thickness	[mm]	5.2/47.5/1.5		
高度 Height (NS35:7.5/NS35:15/NS32)	[mm]	58.5/66/63.5		
技术参数符合IEC/ DIN VDE 标准 Technical data in accordance with IEC/DIN VDE				
最大额定工作电流/截面积 Maximum load current/cross section	[A]/[mm²]	24/2.5		
使用边插式桥接件时可接导线最大截面积（刚性/柔性） Max. Cross section with insertion bridge(solid/stranded)	[mm²]	2.5/2.5		
额定冲击电压/污染等级 Rated surge voltage/Pollution degree	[KV/-]	6/3		
过电压等级/绝缘材料组别 Overvoltage category/Insulating material group		/		
接线容量 Connection capacity				
带管状裸端头/管状预绝缘端头的柔性导线 Stranded with ferrule without/with plastic sleeve	[mm²]	0.2-2.5/0.2-1.5		
多导线连接（截面积相同的两导线） Multiple connection(2 conductors with same cross section)				
刚性导线/柔性导线 Solid/stranded	[mm²]	0.2-1/0.2-1		
带管状裸端头的柔性导线 Stranded with ferrules without plastic sleeve	[mm²]	0.2-1		
带T WIN管状预绝缘端头的柔性导线 Stranded with TWIN ferrule with plastic sleeve	[mm²]	0.5-1		
General data				
剥线长度 Stripping length	[mm]	8		
塞规 Internal cylindrical gage(IEC 60947-1)		A3		
接线位:螺钉类型/扭距 Terminal: thread/ torque	-/[Nm]	M3/0.5		
中央紧固:螺钉类型/扭距 Mounting:thread/ torque	-/[Nm]	–		
绝缘材料 Insulating material		PA		
根据UL94所确定的材料阻燃等级 Inflammability class acc. to UL94		V0		

PC Ground types with same direction



PC 4-RE

	U [V]	I [A]	Wire size
IEC 60947-7-1	500	32	0.2-4.0mm²
UL 1059	300	30	24-10AWG

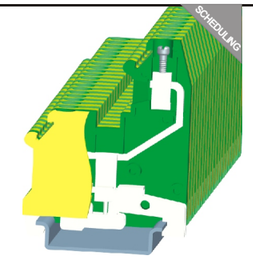

PC 2.5-RE-PE

	U [V]	I [A]	Wire size
IEC 60947-7-2	–	–	0.2-2.5mm²
UL 1059	–	–	24-12AWG

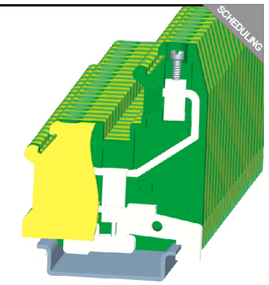

PC 4-RE-PE

	U [V]	I [A]	Wire size
IEC 60947-7-2	–	–	0.2-4.0mm²
UL 1059	–	–	24-10AWG

型号 Type	I_{max}	Purchase Pkt.	型号 Type	Purchase Pkt.	型号 Type	Purchase Pkt.
PC4-RE		50	PC2.5-RE-PE	50	PC4-RE-PE	50
D-PC2.5-RE		50				
FBI 10-6	32A	10				
EB 2-6	32A	100				
EB 3-6		100				
EB10-6		10				
TS-PC2.5-RE		50				
ATP-PC2.5-RE		50				
ZB6			ZB5		ZB6	
SZS 0.6X3.5			SZS 0.6X3.5		SZS 0.6X3.5	
6.2/47.5/1.5			5.2/42.5		6.2/42.5	
58.5/66/63.5			58.5/66/63.5		58.5/66/63.5	
32/4			–		–	
4/4			–		–	
6/3			6/3		6/3	
/			/		/	
0.2-4/0.2-2.5			0.2-2.5/0.2-1.5		0.2-4/0.2-2.5	
0.2-1.5/0.2-1.5			0.2-1/0.2-1		0.2-1.5/0.2-1.5	
0.2-1.5			0.2-1		0.2-1.5	
0.5-1.5			0.5-1		0.5-1.5	
8			8		8	
A4			A3		A4	
M3/0.5			M3/0.5		M3/0.5	
–			M3/0.5		M3/0.5	
PA			PA		PA	
V0			V0		V0	

PC Double-level types







	PCKK 2.5			PCKK2.5-50A		
	U [V]	I [A]	Wire size	U [V]	I [A]	Wire size
IEC 60947-7-1	500	24	0.2-2.5mm²	500	24	0.2-2.5mm²
UL 1059	300	20	24-12AWG	300	20	24-12AWG

说明 Specification	型号 Type	I_{max}	Purchase Pkt.	型号 Type	I_{max}	Purchase Pkt.
端子，带通用安装脚，可安装在 ⊔/ ⊔ / ⊔型导轨上 Terminal block,with universal foot for mounting on ⊔/ ⊔ / ⊔	PCKK2.5		50	PCKK2.5-50A		50
端子，上下层电气相连型 Terminal block,with equipotential bonding between the levels						
端板 Cover	D-PCKK2.5		100	D-PCKK2.5		100
空间补偿端板,厚2.5mm Spacer plate,thick 2.5mm	DG-PCKK2.5		50	DG-PCKK2.5		50
空间补偿端板,厚2.5mm Spacer plate,thick 2.5mm	DP-PCKK2.5		50	DP-PCKK2.5		50
固定式桥接件,带小套筒 Fixed bridge,with fixed crimped rolls 2P	FBRI 2-5	24A	10	FBRI 2-5	24A	10
3P	FBRI 3-5		10	FBRI 3-5		10
5P	FBRI 4-5		10	FBRI 4-5		10
10P	FBRI 10-5		10	FBRI 10-5		10
固定式桥接件 Fixed bridge						
边插桥接件 Insertion bridge 2P	EB 2-5	22A		EB 2-5	22A	
3P	EB 3-5			EB 3-5		
10P	EB 10-5		10	EB 10-5		10
带绝缘垫块桥接件，10位 Isolator bridge bar, 10 P						
绝缘垫块 Bridge bar isolator						
开关桥接件 Switching bridge						
链条式桥接件 Chain bridge						
隔片 Separating plate	TS-KK3		50	TS-KK3		50
分组隔板，厚1.5mm Partition plate	ATP-PCKK 2.5		50	ATP-PCKK 2.5		50
标记条 Zack strip	ZB 5			ZB 5		
螺丝刀 Screw driver	SZS 0.6X3.5			SZS 0.6X3.5		
Technical data						
尺寸 Dimensions						
厚度/宽度/端板厚度 T/W/Cover thickness [mm]	5.2/56/2.6			5.2/56/2.6		
高度 Height（NS35:7.5/NS35:15/NS32) [mm]	62/69.5/67			62/69.5/67		
技术参数符合IEC/ DIN VDE 标准 Technical data in accordance with IEC/DIN VDE						
最大额定工作电流/截面积 Maximum load current/cross section [A]/[mm²]	24/2.5			24/2.5		
使用边插式桥接件时可接导线最大截面积（刚性/柔性） Max. Cross section with insertion bridge(solid/stranded) [mm²]	2.5/2.5			2.5/2.5		
额定冲击电压/污染等级 Rated surge voltage/Pollution degree [KV/-]	6/3			6/3		
过电压等级/绝缘材料组别 Overvoltage category/Insulating material group	/			/		
接线容量 Connection capacity						
带管状裸端头/管状预绝缘端头的柔性导线 Stranded with ferrule without/with plastic sleeve [mm²]	0.2-2.5/0.2-1.5			0.2-2.5/0.2-1.5		
多导线连接（截面积相同的两导线） Multiple connection(2 conductors with same cross section)						
刚性导线/柔性导线 Solid/stranded [mm²]	0.2-1.5/0.2-1.5			0.2-1.5/0.2-1.5		
带管状裸端头的柔性导线 Stranded with ferrules without plastic sleeve [mm²]	0.2-1.5			0.2-1.5		
带T WIN管状预绝缘端头的柔性导线 Stranded with TWIN ferrule with plastic sleeve [mm²]	0.5-1			0.5-1		
General data						
剥线长度 Stripping length [mm]	8			8		
塞规 Internal cylindrical gage（IEC 60947-1)	A3			A3		
螺钉类型 Screw thread	M3			M3		
扭距 Tightening torque [Nm]	0.5			0.5		
绝缘材料 Insulating material	PA			PA		
根据UL94所确定的材料阻燃等级 Inflammability class acc. to UL94	V0			V0		





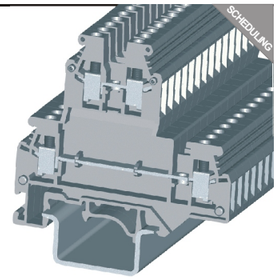

	PCKK 4			PCKKB 2.5			PCKKB 4		
	U [V]	I [A]	Wire size	U [V]	I [A]	Wire size	U [V]	I [A]	Wire size
IEC 60947-7-1	500	32	0.2-4.0mm²	500	24	0.2-2.5mm²	500	32	0.2-4.0mm²
UL 1059	300	30	26-10AWG	600	20	24-12AWG	600	30	24-12AWG

型号 Type	I_{max}	Purchase Pkt.	型号 Type	I_{max}	Purchase Pkt.	型号 Type	I_{max}	Purchase Pkt.
PCKK4		50	PCKKB2.5		50	PCKKB4		50
PCKK4-PV		50						
D-PCKK2.5		100	D-PCKKB2.5		50	D-PCKKB2.5		50
DG-PCKK2.5		50	DG-PCKKB2.5		50	DG-PCKK2.5		50
DP-PCKK2.5		50	DP-PCKKB2.5		50	DP-PCKK2.5		50
			FBRI 2-5	24A	10			
			FBRI 3-5		10			
			FBRI 4-5		10			
FBI 10-6	32A	10	FBRI 10-5		10	FBI 10-6	32A	10
EB 2-6	30A	100				EB 2-6	30A	100
EB 3-6		100				EB 3-6		100
EB 10-6		10	EB 10-5	22A	10	EB 10-6		10
ISSBI 10-6		10				ISSBI 10-6		10
IS-K 4		100				IS-K 4		100
TS-KK 3		50	TS-KK 3		50	TS-KK 3		50
ATP-PCKKB 2.5		50	ATP-PCKKB 2.5		50	ATP-PCKKB 2.5		50
ZB 6			ZB 5			ZB 6		
SZS 0.6X3.5			SZS 0.6X3.5			SZS 0.6X3.5		
	6.2/56/2.6			5.2/67/2.5			6.2/67/2.5	
	62/69.5/67			62/69.5/67			62/69.5/67	
	32/4			24/2.5			32/4	
	4/2.5			2.5/2.5			4/2.5	
	6/3			6/3			6/3	
	/			/			/	
	0.2-4/0.2-2.5			0.2-2.5/0.2-1.5			0.2-4/0.2-2.5	
	0.2-1.5/0.2-1.5			0.2-1/0.2-1.5			0.2-1.5/0.2-1.5	
	0.2-1.5			0.2-1.5			0.2-1.5	
	0.5-1.5			0.5-1			0.5-1.5	
	8			8			8	
	A4			A3			A4	
	M3			M3			M3	
	0.5			0.5			0.5	
	PA			PA			PA	
	V0			V0			V0	

DEGSON®

PC Double-level types

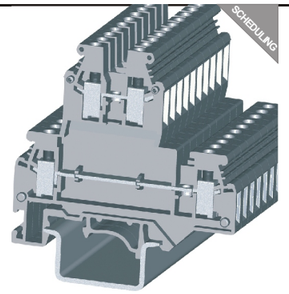

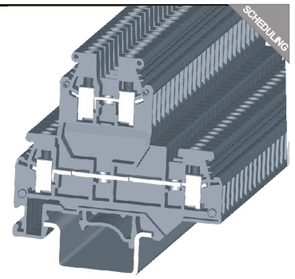

The items marked " (SCHEDULING) " are the parts under scheduling.

PCKKB 10

	U [V]	I [A]	Wire size
IEC 60947-7-1	500	57	0.2-10mm²
UL 1059	600	65	20-6AWG

说明 Specification	型号 Type	I_{max}	Purchase Pkt.
端子，带通用安装脚，可安装在 ⊔/ ⊔/ ⊔型导轨上 Terminal block,with universal foot for mounting on ⊔/ ⊔/ ⊔	PCKKB10		50
端子，上下层电气相连型 Terminal block,with equipotential bonding between the levels	PCKKB10-PV		50
端板 Cover	D-PCKKB10		50
空间补偿端板,厚2.5mm Spacer plate,thick 2.5mm			
空间补偿端板,厚2.5mm Spacer plate,thick 2.5mm			
固定式桥接件,带小套筒 Fixed bridge,with fixed crimped rolls 2P 3P 5P 10P	FBI 10-10	57A	10
固定式桥接件 Fixed bridge			
边插桥接件 Insertion bridge 2P 3P 10P			
带绝缘垫块桥接件，10位 Isolator bridge bar, 10 P	ISSBI 10-10		10
绝缘垫块 Bridge bar isolator	IS-K 10		100
开关桥接件 Switching bridge	KB-10		100
链条式桥接件 Chain bridge			
隔片 Separating plate			
分组隔板，厚1.5mm Partition plate			
标记条 Zack strip	ZB 10		
螺丝刀 Screw driver	SZS 1.0X4.0		

Technical data			
尺寸 Dimensions			
厚度/宽度/端板厚度 T/W/Cover thickness	[mm]	10.2/77.5/1.5	
高度 Height (NS35:7.5/NS35:15/NS32)	[mm]	73/80.5/78	
技术参数符合IEC/ DIN VDE 标准 Technical data in accordance with IEC/DIN VDE			
最大额定工作电流/截面积 Maximum load current/cross section	[A]/[mm²]	57/10	
使用边插式桥接件时可接导线最大截面积（刚性/柔性） Max. Cross section with insertion bridge(solid/stranded)	[mm²]	–	
额定冲击电压/污染等级 Rated surge voltage/Pollution degree	[KV/-]	6/3	
过电压等级/绝缘材料组别 Overvoltage category/Insulating material group		/	
接线容量 Connection capacity			
带管状裸端头/管状预绝缘端头的柔性导线 Stranded with ferrule without/with plastic sleeve	[mm²]	0.5-10/0.5-6	
多导线连接（截面积相同的两导线） Multiple connection(2 conductors with same cross section)			
刚性导线/柔性导线 Solid/stranded	[mm²]	0.5-6/0.5-4	
带管状裸端头的柔性导线 Stranded with ferrules without plastic sleeve	[mm²]	0.5-6	
带T WIN管状预绝缘端头的柔性导线 Stranded with TWIN ferrule with plastic sleeve	[mm²]	0.5-6	
General data			
剥线长度 Stripping length	[mm]	11	
塞规 Internal cylindrical gage（IEC 60947-1)		B6	
螺钉类型 Screw thread		M4	
扭距 Tightening torque	[Nm]	1.2	
绝缘材料 Insulating material		PA	
根据UL94所确定的材料阻燃等级 Inflammability class acc. to UL94		V0	

PCKK 10/2.5

	U [V]	I [A]	Wire size
IEC 60947-7-1	500	57 24	0.2-10mm² 0.2-2.5mm²
UL 1059	600	65 20	20-6AWG 24-12AWG

说明 Specification	型号 Type	I_{max}	Purchase Pkt.
端子，带通用安装脚，可安装在 ⊔/ ⊔/ ⊔型导轨上 Terminal block,with universal foot for mounting on ⊔/ ⊔/ ⊔	PCKK 10/2.5		50
端子，上下层电气相连型 Terminal block,with equipotential bonding between the levels	PCKK 10/2.5-PV		
端板 Cover	D-PCKK 10/2.5		50
空间补偿端板,厚2.5mm Spacer plate,thick 2.5mm			
空间补偿端板,厚2.5mm Spacer plate,thick 2.5mm			
固定式桥接件,带小套筒 Fixed bridge,with fixed crimped rolls 2P 3P 5P 10P	FBI 10-10	57A	10
固定式桥接件 Fixed bridge	FBRI 10-5		10
边插桥接件 Insertion bridge 2P 3P 10P	ISSBI 10-10		10
带绝缘垫块桥接件，10位 Isolator bridge bar, 10 P	IS-K 10		100
绝缘垫块 Bridge bar isolator	KB-10		100
开关桥接件 Switching bridge	ZB 10		
链条式桥接件 Chain bridge	SZS 0.6X3.5/SZS 1.0X4.0		
隔片 Separating plate			
分组隔板，厚1.5mm Partition plate			
标记条 Zack strip			
螺丝刀 Screw driver			

Technical data			
尺寸 Dimensions			
厚度/宽度/端板厚度 T/W/Cover thickness	[mm]	10.2/77.5/1.5	
高度 Height (NS35:7.5/NS35:15/NS32)	[mm]	73/80.5/78	
技术参数符合IEC/ DIN VDE 标准 Technical data in accordance with IEC/DIN VDE			
最大额定工作电流/截面积 Maximum load current/cross section	[A]/[mm²]	57/10	
使用边插式桥接件时可接导线最大截面积（刚性/柔性） Max. Cross section with insertion bridge(solid/stranded)	[mm²]	24/2.5	
额定冲击电压/污染等级 Rated surge voltage/Pollution degree	[KV/-]	6/3	
过电压等级/绝缘材料组别 Overvoltage category/Insulating material group		/	
接线容量 Connection capacity			
带管状裸端头/管状预绝缘端头的柔性导线 Stranded with ferrule without/with plastic sleeve	[mm²]	0.5-10/0.5-6	
多导线连接（截面积相同的两导线） Multiple connection(2 conductors with same cross section)			
刚性导线/柔性导线 Solid/stranded	[mm²]	0.2-2.5/0.2-1.5	
带管状裸端头的柔性导线 Stranded with ferrules without plastic sleeve	[mm²]	0.5-6/0.5-4	
带T WIN管状预绝缘端头的柔性导线 Stranded with TWIN ferrule with plastic sleeve	[mm²]	0.2-1.5/0.2-1.5	
General data			
剥线长度 Stripping length	[mm]	0.5-6	
塞规 Internal cylindrical gage（IEC 60947-1)		0.2-1	
螺钉类型 Screw thread		0.5-6	
扭距 Tightening torque	[Nm]	0.5-1.5	
绝缘材料 Insulating material		PA	
根据UL94所确定的材料阻燃等级 Inflammability class acc. to UL94		V0	

PC Types used in architecture





PCIK 16

CE EAC RoHS REACH

	U [V]	I [A]	Wire size
IEC 60947-7-1	400	76	4-16mm²
UL 1059	300	85	12-4AWG

通用型PCIK系列建筑用接线端子，主要用于:高度有限的扁平式配电箱内的电气连接，与相同接线容量的通用型PC系列接线端子相比，产品的高度大大减小，节省接线所需的空间。绝缘件采用尼龙66，具有良好的韧性和阻燃性，铜合金压线框结构，提供潮湿，盐雾等恶劣环境下的长期保护。通用型PCIK-PE系列建筑用接地端子，端子的外形尺寸也已经进行了优化，此类端子有着和相对应的通用型PCIK系列端子相同的外形轮廓尺寸，绝缘件采用尼龙66，具有良好的韧性和阻燃性，绝缘件的颜色采用黄绿色相间。

产品设计符合IEC60947、IEC60079、UL1059、UL486E、CSA C22.2 No.158等国际标准。

Standard PCIK architectural series terminal blocks, main used to: electric connecting in flat distribution box with height limit, comparing with same connecting capacity of PC series, the height of products got decreased many to save the space of connecting wires. The insulator housings are made from PA66, with Excellent tenacity and fire r esistance, the clamps are made from copper, provide long-term protection under bad circumstance such as high humidity, salt spray. Standard PCIK-PE series terminal blocks, with optimized shape of terminal blocks, this type products have the same shape sizes with corresponding standard PCIK series , the ins ulator housings are made from PA66, with excellent tenacity and fire resistan ce, the color of insulator housing is yellow-green, The design of the products are approved by international standard IEC60947、IEC60079、UL1059、UL486E、CSA C22.2 No.158, etc.

说明 Specification	型号 Type	I_{max}	Purchase Pkt.
端子，带通用安装脚，可安装在 ⊔/ ⊔/ ⊔型导轨上 Terminal block,with universal foot for mounting on ⊔/ ⊔/ ⊔	PCIK16		50
端板 Cover	D-PCIK16		50
固定式桥接件 Fixed bridge 2P 3P 10P			
边插桥接件 Insertion bridge 2P 3P 10P	FBI 10-12	76A	10
开关桥接件 Switching bridge	EB 10-12	68A	10
隔片 Separating plate	TS-K		50
分组隔板，厚1.5mm Partition plate	ATP-PC		50
测试插孔座 Test plug socket	DSB 4/7/6		100
绝缘测试插孔座 Test plug socket, insulated	DSBJ 4/15/6		
标记条 Zack strip	ZB 10		
螺丝刀 Screw driver	SZS 1.0X4.0		

Technical data			
尺寸 Dimensions			
厚度/宽度/端板厚度 T/W/Cover thickness	[mm]	12.2/42.5/1.8	
高度 Height (NS35:7.5/NS35:15/NS32)	[mm]	47/54.5/52	
技术参数符合IEC/ DIN VDE 标准 Technical data in accordance with IEC/DIN VDE			
最大额定工作电流/截面积 Maximum load current/cross section	[A]/[mm²]	76/16	
使用边插式桥接件时可接导线最大截面积（刚性/柔性） Max. Cross section with insertion bridge(solid/stranded)	[mm²]	16/16	
额定冲击电压/污染等级 Rated surge voltage/Pollution degree	[KV/-]	6/3	
过电压等级/绝缘材料组别 Overvoltage category/Insulating material group		/	
接线容量 Connection capacity			
带管状裸端头/管状预绝缘端头的柔性导线 Stranded with ferrule without/with plastic sleeve	[mm²]	1.5-16/1.5-16	
多导线连接（截面积相同的两导线） Multiple connection(2 conductors with same cross section)			
刚性导线/柔性导线 Solid/stranded	[mm²]	1.5-6/1.5-6	
带管状裸端头的柔性导线 Stranded with ferrules without plastic sleeve	[mm²]	1.5-4	
带T WIN管状预绝缘端头的柔性导线 Stranded with TWIN ferrule with plastic sleeve	[mm²]	0.75-10	
General data			
剥线长度 Stripping length	[mm]	11	
塞规 Internal cylindrical gage（IEC 60947-1)		B7	
接线位:螺钉类型/扭距 Terminal: thread/ torque	-/[Nm]	M4/1.2	
中央紧固:螺钉类型/扭距 Mounting:thread/ torque	-/[Nm]	–	
绝缘材料 Insulating material		PA	
根据UL94所确定的材料阻燃等级 Inflammability class acc. to UL94		V0	

PC Ground types used in architecture



PCIK 35



CE EAC RoHS REACH

	U [V]	I [A]	Wire size
IEC 60947-7-1	600	125	0.75-35mm²
UL 1059	600	115	18-2AWG

说明 Specification		型号 Type	I_{max}	Purchase Pkt.
端子，带通用安装脚，可安装在 ⊔/ ⊔ / ⊔型导轨上 Terminal block,with universal foot for mounting on ⊔/ ⊔ / ⊔		PCIK35		50
端板 Cover				
固定式桥接件 Fixed bridge	2P 3P 10P	FBI 2-15 FBI 3-15	125A	10 10
边插桥接件 Insertion bridge	2P 3P 10P	EB 2-15 /PCIK 35 EB 3-15/PCIK 35 EB10-15/PCIK35	101A	50 10 10
开关桥接件 Switching bridge		SBH 2-15		1
隔片 Separating plate		TS-K		50
分组隔板，厚1.5mm Partition plate				
测试插孔座 Test plug socket		DSB 6/5/6		100
绝缘测试插孔座 Test plug socket, insulated				
标记条 Zack strip		ZB 10		
螺丝刀 Screw driver		SZS 1.0X6.5		
Technical data				
尺寸 Dimensions				
厚度/宽度/端板厚度 T/W/Cover thickness	[mm]		15.2/55/-	
高度 Height（NS35:7.5/NS35:15/NS32)	[mm]		51/58.5/59	
技术参数符合IEC/ DIN VDE 标准 Technical data in accordance with IEC/DIN VDE				
最大额定工作电流/截面积 Maximum load current/cross section	[A]/[mm²]		125/35	
使用边插式桥接件时可接导线最大截面积（刚性/柔性） Max. Cross section with insertion bridge(solid/stranded)	[mm²]		35/35	
额定冲击电压/污染等级 Rated surge voltage/Pollution degree	[KV/-]		8/3	
过电压等级/绝缘材料组别 Overvoltage category/Insulating material group			/	
接线容量 Connection capacity				
带管状裸端头/管状预绝缘端头的柔性导线 Stranded with ferrule without/with plastic sleeve	[mm²]		0.75-35/0.75-35	
多导线连接（截面积相同的两导线） Multiple connection(2 conductors with same cross section)				
刚性导线/柔性导线 Solid/stranded	[mm²]		0.75-16/0.75-10	
带管状裸端头的柔性导线 Stranded with ferrules without plastic sleeve	[mm²]		0.75-10	
带T WIN管状预绝缘端头的柔性导线 Stranded with TWIN ferrule with plastic sleeve	[mm²]		0.75-6	
General data				
剥线长度 Stripping length	[mm]		16	
塞规 Internal cylindrical gage （IEC 60947-1)			B9	
接线位:螺钉类型/扭距 Terminal: thread/ torque	-/[Nm]		M6/2.5	
中央紧固:螺钉类型/扭距 Mounting:thread/ torque	-/[Nm]		–	
绝缘材料 Insulating material			PA	
根据UL94所确定的材料阻燃等级 Inflammability class acc. to UL94			V0	

说明 Specification	
接地端子，可安装在 ⊔/ ⊔ / ⊔型导轨上 Ground terminal block, for mounting on ⊔/ ⊔ / ⊔	
标记条 Zack strip	
螺丝刀 Screw driver	
Technical data	
尺寸 Dimensions	
厚度/宽度 T/W	[mm]
高度 Height（NS35:7.5/NS35:15/NS32)	[mm]
技术参数符合IEC/ DIN VDE 标准 Technical data in accordance with IEC/DIN VDE	
额定冲击电压/污染等级 Rated surge voltage/Pollution degree	[KV/-]
过电压等级/绝缘材料组别 Overvoltage category/Insulating material group	
接线容量 Connection capacity	
带管状裸端头/管状预绝缘端头的柔性导线 Stranded with ferrule without/with plastic sleeve	[mm²]
多导线连接（截面积相同的两导线） Multiple connection(2 conductors with same cross section)	
刚性导线/柔性导线 Solid/stranded	[mm²]
带管状裸端头的柔性导线 Stranded with ferrules without plastic sleeve	[mm²]
带T WIN管状预绝缘端头的柔性导线 Stranded with TWIN ferrule with plastic sleeve	[mm²]
General data	
剥线长度 Stripping length	[mm]
塞规 Internal cylindrical gage （IEC 60947-1)	
接线位:螺钉类型/扭距 Terminal: thread/ torque	-/[Nm]
中央紧固:螺钉类型/扭距 Mounting:thread/ torque	-/[Nm]
绝缘材料 Insulating material	
根据UL94所确定的材料阻燃等级 Inflammability class acc. to UL94	



PCIK 16-PE



PCIK 35-PE

CE EAC RoHS REACH

	U [V]	I [A]	Wire size
IEC 60947-7-2	–	–	4-16mm²
UL 1059	–	–	12-4AWG

	U [V]	I [A]	Wire size
IEC 60947-7-2	–	–	0.75-35mm²
UL 1059	–	–	18-2AWG

型号 Type	Purchase Pkt.	型号 Type	Purchase Pkt.
PCIK16-PE	50	PCIK35-PE	50
ZB 10		ZB 10	
SZS 1.0X6.5		SZS 1.0X6.5	
12.5/42.5/- 47/54.5/52		15.2/55/- 51/58.5/56	
6/3 /		8/3 /	
1.5-16/1.5-16		0.75-35/0.75-35	
1.5-6/1.5-4 1.5-6 0.75-10		0.75-16/0.75-10 0.75-10 0.75-6	
11 B7 M4/1.2 M4/1.2 PA V0		16 B9 M6/2.5 M5/2.0 PA V0	

PC Fuse type with disconnect levers





PC 4-HE

RoHS REACH

	U [V]	I [A]	Wire size
IEC 60947-7-3	800	6.3	0.2-4.0mm²
UL 1059	600	6.3	24-12AWG

分断旋臂式PC4-HE系列保险丝端子，可配套5X20mm，5X25mm，5X30mm等不同规格的保险管，分断旋臂可向上打开并可以固定在终止位置上，方便进行保险管的安装或更换。

这种保险丝端子有两种规格：带LED灯显示和不带LED灯显示。带LED灯的规格会在保险丝熔断时显示发光报警信号。适用电压范围15-30V的带LED灯显示型保险丝端子在其分断悬臂上装有一个反向并联的发光二极管；适用电压范围110-250V的带LED灯显示保险丝端子则装有一个辉光灯。产品设计符合IEC60947、UL1059等国际标准。并且具有以下优点:

--- 端子具有通用安装脚,因而可以安装在U型NS 35及G型NS 32两种标准的导轨上。

--- 电位分配可通过使用边插式桥接件来实现。

--- 接线标识可采用统一的ZB系列标识系统，使用方便，灵活。

PC4-HE series with fuse terminal blocks, which can be used to match fuse tubes with different spec like 5X20mm，5X25mm，5X30mm. The rotary connection arm can be lifted and fixed on certain position, convenient for operators to assemble or change the fuse tubes very easily.

There are two types of this series available: With or without LED, which indicates that the fuse insert has blown or not. The light indicator in the disconnect lever contains light emitting diodes connected in the anti parallel for the voltage range 15-30V and a glow lamp for the voltage range 110-250V. The design of the products are approved by international standard IEC60947、UL1059, etc. And have following advantages:

----With standard mounting support, terminal blocks can be fixed on both U types NS35 and G type NS 32 rails.

---- Power distribution alternatively via fixed bridges in the terminal center or insertion bridges in the clamping space.

----With uniform marking methods of the ZB series marking system, much more convenient and flexible.

说明 Specification		型号 Type	I_{max}	Purchase Pkt.
保险丝端子，保险丝规格为5X20、5X25、6.3X32mm Fuse terminal block, the spec. of fuse:5x20 5x25 6.3x32mm		PC4-HE		50
边插式桥接件 Insertion bridge		EB 2-8 EB 3-8 EB 10-8	32A	100 50 10
绝缘测试插孔座 Test plug socket,insulated				
标记条 Zack strip		ZB 8		
螺丝刀 Screw driver		SZS 0.6X3.5		
Technical data				
尺寸 Dimensions				
厚度/宽度 T/W	[mm]	8.2/72.5		
高度 Height (NS35:7.5/NS35:15/NS32)	[mm]	56.5/64/61.5		
技术参数符合IEC/ DIN VDE 标准 Technical data in accordance with IEC/DIN VDE				
保险丝类型/尺寸规格 Fuse type / dimensions	-/[mm]	G/5X20/5X25/5X30		
使用边插式桥接件时可接导线最大截面积（刚性/柔性） Max. Cross section with insertion bridge(solid/stranded)	[mm²]	4/4		
额定冲击电压/污染等级 Rated surge voltage/Pollution degree	[KV]/-	6/3		
过电压等级/绝缘材料组别 Overvoltage category/Insulating material group		/		
接线容量 Connection capacity				
带管状裸端头/管状预绝缘端头的柔性导线 Stranded with ferrule without/with plastic sleeve	[mm²]	0.25-4/0.25-4		
多导线连接（截面积相同的两导线） Multiple connection(2 conductors with same cross section)				
刚性导线/柔性导线 Solid/stranded	[mm²]	0.2-1.5/0.2-1.5		
带管状裸端头的柔性导线 Stranded with ferrules without plastic sleeve	[mm²]	0.25-1.5		
带T WIN管状预绝缘端头的柔性导线 Stranded with TWIN ferrule with plastic sleeve	[mm²]	0.5-2.5		
General data				
剥线长度 Stripping length	[mm]	8		
塞规 Internal cylindrical gage(IEC947-1:1988)		A4		
螺钉类型/扭距 thread/ torque	-/[Nm]	M3/0.5		
绝缘材料 Insulating material		PA		
根据UL94所确定的材料阻燃等级 Inflammability class acc. to UL94		V0		



PC10-DR

RoHS REACH

	U [V]	I [A]	Wire size
IEC 60947-7-3	800	10	0.5-16mm²
UL 1059	600	10	20-6AWG

螺帽式系列保险丝端子，可配套5X20mm的保险管，保险管可装入螺纹型保险丝座中，然后一起拧入保险丝端子中,安装或更换方便。这种保险丝端子有两种规格：带LED灯显示和不带LED灯显示。带LED灯的规格会在保险丝熔断时显示发光报警信号。产品设计符合IEC60947、UL1059等国际标准。并且具有以下优点:

--- 端子具有通用安装脚,因而可以安装在U型NS 35及G型NS 32两种标准的导轨上。

--- 端子载流体采用含铜量99%以上的紫铜，极低的接触电阻值，导电性能最好。

--- 电位分配可通过使用中间固定式桥接件或边插式桥接件两种不同的方式来实现。

---接线标识可采用统一的ZB系列标识系统，使用方便，灵活。

PC10-DR series of screw cap with fuse terminal blocks, which can be used to match fuse tubes with different specs like 5X20mm,5X25mm,6.3X32 mm etc. The fuse tube can be fixed in the thread fuse base and then screw into the terminal blocks, very convenient for installation or replacing.

There are two types of this series available: With or without LED. For the item that is with LED, it will glow to alarm when the fuse blows. The design of the product is in accordance with many international standards like IEC60947, UL1059 etc. And they have the below advantages:

-----With standard mounting support, terminal blocks can be fixed on both U type NS35 and G type NS 32 rails.

----The current carriers of terminal blocks are made from pure copper, copper volume is 99%, with excellent lowest contact resistance and the best electrical conductivity;

----Power distribution alternatively via fixed bridges in the terminal center or insertion bridges in the clamping space.

----With uniform marking methods of the ZB series marking system, much more convenient and flexible.

说明 Specification		型号 Type	I_{max}	Purchase Pkt.
保险丝端子，保险丝规格为5X20 Fuse terminal block, the spec. of fuse:5x20 mm		PC10-DR(5X20)		50
固定式桥接件 Fixed bridge		FB I 10-12	63A	10
边插式桥接件 Insertion bridge		EB 10-12	63A	10
测试插孔座 Test plug socket		DSB 4/7/6		100
绝缘测试插孔座 Test plug socket,insulated		DSBJ 4/15/6		
标记条 Zack strip		ZB 8		
螺丝刀 Screw driver				
Technical data				
尺寸 Dimensions				
厚度/宽度 T/W	[mm]	12/62		
高度 Height (NS35:7.5/NS35:15/NS32)	[mm]	59/66.5/64		
技术参数符合IEC/ DIN VDE 标准 Technical data in accordance with IEC/DIN VDE				
保险丝类型/尺寸规格 Fuse type / dimensions	-/[mm]	G/5X20/5X25/6.3X32		
使用边插式桥接件时可接导线最大截面积（刚性/柔性） Max. Cross section with insertion bridge(solid/stranded)	[mm²]	10/10		
额定冲击电压/污染等级 Rated surge voltage/Pollution degree	[KV]/-	4/3		
过电压等级/绝缘材料组别 Overvoltage category/Insulating material group		/		
接线容量 Connection capacity				
带管状裸端头/管状预绝缘端头的柔性导线 Stranded with ferrule without/with plastic sleeve	[mm²]	0.5-10/0.5-10		
多导线连接（截面积相同的两导线） Multiple connection(2 conductors with same cross section)				
刚性导线/柔性导线 Solid/stranded	[mm²]	0.5-4/0.5-4		
带管状裸端头的柔性导线 Stranded with ferrules without plastic sleeve	[mm²]	0.5-4		
带T WIN管状预绝缘端头的柔性导线 Stranded with TWIN ferrule with plastic sleeve	[mm²]	0.5-10		
General data				
剥线长度 Stripping length	[mm]	11		
塞规 Internal cylindrical gage(IEC 947-1:1988)		B6		
螺钉类型/扭距 thread/ torque	-/[Nm]	M4/1.2		
绝缘材料 Insulating material		PA		
根据UL94所确定的材料阻燃等级 Inflammability class acc. to UL94		V0		

PC Knife disconnect types



通用型PCMT系列刀闸分断接线端子，利用旋臂式刀闸能快速的将电路断开，方便电路在无电压情况下进行检修和维护，主要用于：测量和控制设备。绝缘件采用尼龙66，具有良好的韧性和阻燃性，铜合金压线框结构，提供潮湿，盐雾等恶劣环境下的长期保护。产品设计符合IEC60947、UL1059等国际标准。并且具有以下优点:

--- 端子具有通用安装脚,因而可以安装在U型NS 35及G型NS 32两种标准的导轨上。

--- 端子极低的接触电阻值，导电性能好。

--- 电位分配可通过使用边插式桥接件来实现。

--- 接线标识可采用统一的ZB系列标识系统，使用方便，灵活。

Standard PCMT series disjunction terminal blocks, electro circuit disconnected easily by circle knife, convenient for electro circuit overhauling and maintenance during status of no voltage. mainly used to measurements and control systems. The insulator housings are made from PA66, with excellent tenacity and fire resistance, the clamps are made from copper, provide long-term protection under bad circumstance such as humidity, salt spray. The design of the products are approved by international standard IEC60947、UL1059, etc. And have the following advantages:

---- With standard mounting support, terminal blocks can be fixed on both U type NS35 and G type NS 32 rails.

---- With excellent low contact resistance and well electrical conductivity;

----Power distribution alternatively via insertion bridges in the clamping space.

----Uniform marking methods with the ZB... marking system, very convenient and flexible.

The items marked " (SCHEDULING) " are the parts under scheduling.



PCMT 2.5

CE EAC RoHS REACH

	U [V]	I [A]	Wire size
IEC 60947-7-1	400	16	0.2-2.5mm²
UL 1059	300	16	24-12AWG

说明 Specification		型号 Type	I_{max}	Purchase Pkt.
刀闸分断端子，可安装在 ⊔/ ⊔/ ⊔型导轨上 Knife disconnect terminal block, for mounting on ⊔/ ⊔/ ⊔		PCMT 2.5		50
端板 Cover		D-PCMT2.5		100
边插式桥接件 Insertion bridge	2P 3P 10P	EB 2-5 EB 3-5 EB 10-5	12A	10 10 10
分组隔板，厚1.0mm Partition plate		ATS-MTK		50
标记条 Zack strip		ZB 5		
Technical data				
尺寸 Dimensions				
厚度/宽度/端板厚度 T/W/Cover thickness	[mm]	5.2/46/1		
高度 Height (NS35:7.5/NS35:15/NS32)	[mm]	51.5/59/56		
技术参数符合IEC/ DIN VDE 标准 Technical data in accordance with IEC/DIN VDE				
最大额定工作电流/截面积 Maximum load current/cross section	[A]/[mm²]	16/2.5		
使用边插式桥接件时可接导线最大截面积（刚性/柔性） Max. Cross section with insertion bridge(solid/stranded)	[mm²]	2.5/2.5		
额定冲击电压/污染等级 Rated surge voltage/Pollution degree	[KV/-]	6/3		
过电压等级/绝缘材料组别 Overvoltage category/Insulating material group		/		
接线容量 Connection capacity				
带管状裸端头/管状预绝缘端头的柔性导线 Stranded with ferrule without/with plastic sleeve	[mm²]	0.2-2.5/0.2-1.5		
多导线连接（截面积相同的两导线） Multiple connection(2 conductors with same cross section)				
刚性导线/柔性导线 Solid/stranded	[mm²]	0.2-1.5/0.2-1.5		
带管状裸端头的柔性导线 Stranded with ferrules without plastic sleeve	[mm²]	0.2-1.5		
带T WIN管状预绝缘端头的柔性导线 Stranded with TWIN ferrule with plastic sleeve	[mm²]	0.5-1.5		
General data				
剥线长度 Stripping length	[mm]	7		
塞规（IEC 60947-1） Internal cylindrical gage		A3		
螺钉类型 Screw thread		M3		
扭距 Tightening torque	[Nm]	0.5		
绝缘材料 Insulating material		PA		
根据UL94所确定的材料阻燃等级 Inflammability class acc. to UL94		V0		



PCMT 4

CE EAC RoHS REACH

	U [V]	I [A]	Wire size
IEC 60947-7-1	800	16	0.2-4.0mm²
UL 1059	600	16	24-12AWG

型号 Type	I_{max}	Purchase Pkt.
PCMT 4		50
EB 2-6 EB 3-6 EB 10-6	16A	100 100 10
ATP-PCMT4		50
ZB 6		
6.2/51/- 58.5/66/63.5		
16/4		
4/4		
6/3		
/		
0.2-4/0.2-2.5		
0.2-1.5/0.2-1.5		
0.2-1.5		
0.5-2.5		
8		
A4		
M3		
0.5		
PA		
V0		

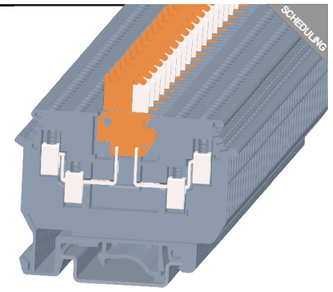

PCMT 4-DK

	U [V]	I [A]	Wire size
IEC 60947-7-1	690	16	0.2-4.0mm²
UL 1059	600	15	24-10AWG

型号 Type	I_{max}	Purchase Pkt.
PCMT4-DK		50
D-PCMT2.5		50
EB 2-6 EB 3-6 EB 10-6	16A	100 100 10
ZB 6		
6.2/63.5/1.5 47/54.5/52		
16/4		
–		
6/3		
/		
0.2-4/0.2-2.5		
0.2-1.5/0.2-1.5		
0.2-1.5		
0.5-1.5		
8		
A4		
M3		
0.5		
PA		
V0		

PC SERIES

PC Test disconnect types



The items marked " (SCHEDULING) " are the parts under scheduling.

PCTK 6/S

	U [V]	I [A]	Wire size
IEC 60947-7-1	400	41	0.2-6.0mm²
UL 1059	300	40	20-8AWG

通用型PCTK6/S系列带滑块式横向开关分断端子，利用滑块能快速的将电路横向断开，完全能满足电流互感器二次回路的设计要求，主要用于:发电和供电领域.绝缘件采用尼龙66，具有良好的韧性和阻燃性，铜合金压线框结构，提供潮湿，盐雾等恶劣环境下的长期保护。产品设计符合IEC60947、UL1059等国际标准。并且具有以下优点:

--- 端子具有通用安装脚,因而可以安装在U型NS 35及G型NS 32两种标准的导轨上。

--- 端子极低的接触电阻值，导电性能好。

--- 滑块螺母特殊防滑落套环设计，防止意外丢失。

--- 接线标识可采用统一的ZB系列标识系统，使用方便，灵活。

Standard PCTK6/S series cross connection slide-type terminal blocks which can be used to design easy and clear tests in the current transformer secondary circuits. This series are mainly used to electric power generation and power supply industry.
The insulator housings are made from PA66, with Excellent tenacity and fire resistance, the clamps are made from copper, provide long-term protection under bad circumstance such as high humidity, salt spray.
The design of the products are approved by international standard IEC60947、UL1059, etc. And have the following advantages:
---- With standard mounting support, terminal blocks can be fixed on both U type NS35 and G type NS 32 rails.
---- With excellent low contact resistance and well electrical conductivity;
----Slide screw is specially designed to avoid incidental missing.
----Uniform marking methods with the ZB... marking system, very convenient and flexible.

说明 Specification	型号 Type	I_{max}	Purchase Pkt.
端子，带通用安装脚，可安装在 ⊔/ ⊔/ ⊔型导轨上 Terminal block,with universal foot for mounting on ⊔/ ⊔/ ⊔	PCTK6/S		50
端板 Cover	D-PCTK6/S		50
固定式桥接件,10位 Fixed bridge ,10P	FB10-GSK/S		10
滑块 Slide	GS-GSK/S		100
用于两个端子的开关桥接件 Switching bridge	SBJ 2-8/13-GSK/S		1
双开关桥接件 Double switch bar	DSBJ-8/13-GSK/S		1
隔片，厚0.8mm Separating plate,thick0.8mm	TS-GSK		50
特殊隔片，隔片左上方切口 Separating plate	STSL-GSK		100
特殊隔片，隔片右上方切口 Separating plate	STSR-GSK		100
分组隔板，厚0.8mm Partition plate	ATS-GSK		100
标记条 Zack strip	ZB 8		
螺丝刀 Screw driver			

Technical data		
尺寸 Dimensions		
厚度/宽度/端板厚度 T/W/Cover thickness	[mm]	8.2/61/2.2
高度 Height (NS35:7.5/NS35:15/NS32)	[mm]	53.5/61/58.5
技术参数符合IEC/ DIN VDE 标准 Technical data in accordance with IEC/DIN VDE		
最大额定工作电流/截面积 Maximum load current/cross section	[A]/[mm²]	41/6
额定冲击电压/污染等级 Rated surge voltage/Pollution degree	[KV/-]	6/3
过电压等级/绝缘材料组别 Overvoltage category/Insulating material group		/
接线容量 Connection capacity		
带管状裸端头/管状预绝缘端头的柔性导线 Stranded with ferrule without/with plastic sleeve	[mm²]	0.5-6/0.5-4
多导线连接（截面积相同的两导线） Multiple connection(2 conductors with same cross section)		
刚性导线/柔性导线 Solid/stranded	[mm²]	0.5-1.5/0.5-4
带管状裸端头的柔性导线 Stranded with ferrules without plastic sleeve	[mm²]	0.5-4
带T WIN管状预绝缘端头的柔性导线 Stranded with TWIN ferrule with plastic sleeve	[mm²]	0.5-4
General data		
剥线长度 Stripping length	[mm]	11
塞规 Internal Cylindrical Gage(IEC 60947-1)		A4
螺钉类型 Screw thread	[Nm]	M4
扭距 Tightening torque		1.2
绝缘材料 Insulating material		PA
根据UL94所确定的材料阻燃等级 Inflammability class acc. to UL94		V0

PC Series





PCTK 6

CE EAC RoHS REACH

	U [V]	I [A]	Wire size
IEC 60947-7-1	400	41	0.5-6.0mm²
UL 1059	300	40	26-10AWG

通用型PCTK系列带滑块式纵向开关分断端子，利用滑块能快速的将电路纵向断开，完全能满足电流互感器二次回路的设计要求，主要用于：发电和供电领域。绝缘件采用尼龙66，具有良好的韧性和阻燃性，铜合金压线框结构，提供潮湿，盐雾等恶劣环境下的长期保护。产品设计符合IEC60947、UL1059等国际标准。并且具有以下优点:

--- 端子具有通用安装脚,因而可以安装在U型NS 35及G型NS 32两种标准的导轨上。

--- 端子极低的接触电阻值，导电性能好。

--- 开关回路清晰易辨，操作简单。

--- 接线标识可采用统一的ZB系列标识系统，使用方便，灵活。

Standard PCTK series vertically disjunctions switch with slide block terminal blocks, which can quickly disconnect the electro circuit vertically to fully meet the design requirements of current transformer's secondary circuit. Mainly used to generation and power supply field. The insulator housings are made from PA66, with excellent pliability and fire resistance, the clamps are made from copper, provide long-term protection under bad circumstance such as high humidity, salt spray. The design of the products are approved by international standard IEC60947、UL1059, etc. And have the following advantages:
----With standard mounting support, terminal blocks can be fixed on both U type NS35 and G type NS 32 rails.
---- With excellent low contact resistance and well electrical conductivity;
----With clear and easy distinguish of circuit switch, convenient operation.
----Uniform marking methods with the ZB... marking system, very convenient and flexible.

说明 Specification		型号 Type	I_{max}	Purchase Pkt.
端子，带通用安装脚，可安装在 ⊔/ ⊔/ ⊔型导轨上 Terminal block,with universal foot for mounting on ⊔/ ⊔/ ⊔		PCTK6		50
端板 Cover		D-PCTK6		50
固定式桥接件 Fixed bridge	2P	FB 2-RTK/S	41A	10
	3P	FB 3-RTK/S		10
	5P	FB 5-RTK/S		10
	10P	FB 10-RTK/S		10
开关桥接件，朝内推铜片使之分断 Switching Bridge		USB 2-RTK/S	39A	10
开关桥接件，朝外推铜片使之分断 Switching Bridge		ASB 2-RTK/S	39A	10
开关桥接件，用于二个端子，只可在端子右侧 Switching Bridge		SB 2-RTK/S	39A	10
开关桥接件，用于三个端子；只可在端子右侧 Switching Bridge		SB 4-RTK/S	39A	10
开关锁定块 Switching Lock		S		100
隔片，厚0.8mm Separating Plate,thick0.8mm		TS-RTK		50
分组隔板，厚0.8mm Partition plate		ATS-RTK		100
标记条 Zack strip		ZB 8		
螺丝刀 Screwdriver		SZS 1.0X4.0		

Technical data		
尺寸 Dimensions		
厚度/宽度/端板厚度 T/W/Cover thickness	[mm]	8.2/72/2
高度 Height (NS35:7.5/NS35:15/NS32)	[mm]	51.5/59/56
技术参数符合IEC/ DIN VDE 标准 Technical data in accordance with IEC/DIN VDE		
最大额定工作电流/截面积 Maximum load current/cross section	[A]/[mm²]	41/6
使用边插式桥接件时可接导线最大截面积（刚性/柔性） Max. Cross section with insertion bridge(solid/stranded)	[mm²]	-
额定冲击电压/污染等级 Rated surge voltage/Pollution degree	[KV/-]	6/3
过电压等级/绝缘材料组别 Overvoltage category/Insulating material group		/
接线容量 Connection capacity		
带管状裸端头/管状预绝缘端头的柔性导线 Stranded with ferrule without/with plastic sleeve	[mm²]	0.5-6/0.5-4
多导线连接（截面积相同的两导线） Multiple connection(2 conductors with same cross section)		
刚性导线/柔性导线 Solid/stranded	[mm²]	0.5-2.5/0.5-4
带管状裸端头的柔性导线 Stranded with ferrules without plastic sleeve	[mm²]	0.5-4
带T WIN管状预绝缘端头的柔性导线 Stranded with TWIN ferrule with plastic sleeve	[mm²]	0.5-4
General data		
剥线长度 Stripping length	[mm]	13
塞规 Internal cylindrical gage(IEC 60947-1)		A5
接线位:螺钉类型/扭距 Terminal: thread/ torque	-/[Nm]	M4/1.2
滑块:螺钉类型/扭距 Disconnect slide::thread/ torque	-/[Nm]	M3/0.5
绝缘材料 Insulating material		PA
根据UL94所确定的材料阻燃等级 Inflammability class acc. to UL94		V0

PC Disconnect terminal block





PCTK 6-BEN

CE EAC RoHS REACH

	U [V]	I [A]	Wire size
IEC 60947-7-1	500	41	0.5-6.0mm²
UL 1059	300	40	26-10AWG

通用型PCTK系列带滑块式纵向开关分断端子，利用滑块能快速的将电路纵向断开，完全能满足电流互感器二次回路的设计要求，主要用于：发电和供电领域。绝缘件采用尼龙66，具有良好的韧性和阻燃性，铜合金压线框结构，提供潮湿，盐雾等恶劣环境下的长期保护。产品设计符合IEC60947、UL1059等国际标准。并且具有以下优点:

--- 端子具有通用安装脚,因而可以安装在U型NS 35及G型NS 32两种标准的导轨上。

--- 端子极低的接触电阻值，导电性能好。

--- 开关回路清晰易辨，操作简单。

--- 接线标识可采用统一的ZB系列标识系统，使用方便，灵活。

Standard PCTK series vertically disjunctions switch with slide block terminal blocks, which can quickly disconnect the electro circuit vertically to fully meet the design requirements of current transformer's secondary circuit. Mainly used to generation and power supply field. The insulator housings are made from PA66, with excellent tenacity and fire resistance, the clamps are made from copper, provide long-term protection under bad circumstance such as high humidity, salt spray. The design of the products are approved by international standard IEC60947、UL1059, etc.
And have the following advantages:

----With standard mounting support, terminal blocks can be fixed on both U type NS35 and G type NS 32 rails.

---- With excellent low contact resistance and well electrical conductivity;

----With clear and easy distinguish of circuit switch, convenient operation.

----Uniform marking methods with the ZB... marking system, very convenient and flexible.

说明 Specification		型号 Type	I_{max}	Purchase Pkt.
端子，带通用安装脚，可安装在 ⊔/ ⊔/ ⊔型导轨上 Terminal block,with universal foot for mounting on ⊔/ ⊔/ ⊔		PCTK6-BEN		50
端板 Cover		D-PCTK6-BEN		100
边插式桥接件 Insertion bridge	2P 3P 10P	EB 2-8 EB 3-8 EB 10-8	41A	100 100 50
隔片,厚0.8mm Separating plate,thick 0.8mm		TS-RTK-BEN		50
分组隔板，厚0.8mm Partition plate		ATS-RTK-BEN		100
标记条 Zack strip		ZB 8		
螺丝刀 Screw driver		SZG 0.9X6.5		
Technical data				
尺寸 Dimensions				
厚度/宽度/端板厚度 T/W/Cover thickness	[mm]	8.2/61/2.2		
高度 Height (NS35:7.5/NS35:15/NS32)	[mm]	58.5/66/63.5		
技术参数符合IEC/ DIN VDE 标准 Technical data in accordance with IEC/DIN VDE				
最大额定工作电流/截面积 Maximum load current/cross section	[A]/[mm²]	41/6		
使用边插式桥接件时可接导线最大截面积（刚性/柔性） Max. Cross section with insertion bridge(solid/stranded)	[mm²]	6/6		
额定冲击电压/污染等级 Rated surge voltage/Pollution degree	[KV/-]	6/3		
过电压等级/绝缘材料组别 Overvoltage category/Insulating material group		/		
接线容量 Connection capacity				
带管状裸端头/管状预绝缘端头的柔性导线 Stranded with ferrule without/with plastic sleeve	[mm²]	0.5-6/0.5-4		
多导线连接（截面积相同的两导线） Multiple connection(2 conductors with same cross section)				
刚性导线/柔性导线 Solid/stranded	[mm²]	0.5-2.5/0.5-6		
带管状裸端头的柔性导线 Stranded with ferrules without plastic sleeve	[mm²]	0.5-4		
带T WIN管状预绝缘端头的柔性导线 Stranded with TWIN ferrule with plastic sleeve	[mm²]	0.5-4		
General data				
剥线长度 Stripping length	[mm]	10		
塞规 Internal cylindrical gage(IEC 60947-1)		A5		
接线位螺钉:螺钉类型/扭距 Terminal: thread/ torque	-/[Nm]	M4/1.2		
分断滑块螺钉:螺钉类型/扭距 Disconnect slide:thread/ torque	-/[Nm]	M3/0.5		
绝缘材料 Insulating material		PA		
根据UL94所确定的材料阻燃等级 Inflammability class acc. to UL94		V0		





PCMB 2.5

c UL us CE EAC RoHS REACH

	U [V]	I [A]	Wire size
IEC 60947-7-1	400	24	0.2-2.5mm²
UL 1059	300	20	28-12AWG

端子的小型化，可以最大限度的节省布线空间。通用型PCMB系列小型接线端子，构造紧凑，专为最拥挤的布线空间设计。绝缘件采用尼龙66，具有良好的韧性和阻燃性，铜合金压线框结构，提供潮湿，盐雾等恶劣环境下的长期保护，产品设计符合IEC60947、UL1059等国际标准。并且具有以下优点:

--- 端子具有通用安装脚,因而可以安装在U型15mm宽的标准导轨上。

--- 电位分配可通过使用中间固定式桥接件或边插式桥接件两种不同的方式来实现。

---接线标识可采用统一的ZB系列标识系统，使用方便，灵活。

PCMB series modular types to save the connection space at maximum.
PCMB series modular types terminal blocks with compacted structure, specially designed for crowded space. The insulator housings are made from PA66, with excellent tenacity and fire resistance, the clamps are made from copper, provide long-term protection under bad circumstance such as high humidity, salt spray. The design of the products are approved by international standard IEC60947、UL1059, etc. And have the following advantages:

----With standard mounting support, terminal blocks can be fixed on U type with the width of 15mm standard rails.

----Power distribution alternatively via fixed bridges in the terminal center.

----Uniform marking methods with the ZB... marking system, very convenient and flexible.

说明 Specification		型号 Type	I_{max}	Purchase Pkt.
端子 TerminalBlock		PCMB 2.5		50
端板 Cover		D-PCMB 2.5		100
固定式桥接件,带绝缘圈 Fixed bridge,with insulating collar				
固定式桥接件,带卡定定距小套筒 Fixed bridge,with fixed crimped rolls		FBRI 10-5	24A	10
边插式桥接件 Insertion bridge	2P 3P 10P	EB2-5 EB3-5 EB10-5	22A	100 100 10
带绝缘垫块桥接件 Isolator bridge bar				
绝缘垫块 Bridge bar isolator				
两端子或桥接端子组的开关桥 Switching bridge				
隔片 Separating plate				
分组隔板，厚2.5mm Partition plate		ATP-PCMB		50
测试插孔座 Test plug socket		DSB 3/10/4		100
标记条 Zack strip		ZB5		
螺丝刀 Screw driver		SZS 0.6X3.5		
Technical data				
尺寸 Dimensions				
厚度/宽度/端板厚度 T/W/Cover thickness	[mm]	5.2/28/1.5		
高度 Height (NS15)	[mm]	32		
技术参数符合IEC/ DIN VDE 标准 Technical data in accordance with IEC/DIN VDE				
最大额定工作电流/截面积 Maximum load current/cross section	[A]/[mm²]	24/2.5		
使用边插式桥接件时可接导线最大截面积（刚性/柔性） Max. Cross section with insertion bridge(solid/stranded)	[mm²]	2.5/2.5		
额定冲击电压/污染等级 Rated surge voltage/Pollution degree	[KV/-]	6/3		
过电压等级/绝缘材料组别 Overvoltage category/Insulating material group		/		
接线容量 Connection capacity				
带管状裸端头/管状预绝缘端头的柔性导线 Stranded with ferrule without/with plastic sleeve	[mm²]	0.2-2.5/0.2-1.5		
多导线连接（截面积相同的两导线） Multiple connection(2 conductors with same cross section)				
刚性导线/柔性导线 Solid/stranded	[mm²]	0.2-1/0.2-1.5		
带管状裸端头的柔性导线 Stranded with ferrules without plastic sleeve	[mm²]	0.2-1.5		
带T WIN管状预绝缘端头的柔性导线 Stranded with TWIN ferrule with plastic sleeve	[mm²]	0.5-1		
General data				
剥线长度 Stripping length	[mm]	8		
塞规 Internal Cylindrical Gage(IEC 60947-1)		A3		
螺钉类型 Screw thread		M3		
扭距 Torque	-/[Nm]	0.5		
绝缘材料 Insulating material		PA		
根据UL94所确定的材料阻燃等级 Inflammability class acc. to UL94		V0		

PC Miniature types





The items marked " (SCHEDULING) " are the parts under scheduling.

PCMB 4

c UL us CE EAC RoHS REACH

	U [V]	I [A]	Wire size
IEC 60947-7-1	500	32	0.2-4.0mm²
UL 1059	300	30	26-10AWG

PCMB 6/E

	U [V]	I [A]	Wire size
IEC 60947-7-1	500	41	0.5-6.0mm²
UL 1059	300	50	20-8AWG

说明 Specification	型号 Type	I_{max}	Purchase Pkt.	型号 Type	I_{max}	Purchase Pkt.
端子 TerminalBlock	PCMB 4		50	PCMB 6/E		50
端板 Cover	D-PCMB 4		100	D-PCMB 6/E		50
固定式桥接件,带绝缘圈 Fixedbridge,withinsulatingcollar	FBI 10-6	32A	10	FBI 10-8	41A	10
固定式桥接件,带卡定定距小套筒 Fixedbridge,withfixedcrimpedrolls						
边插式桥接件 Insertion bridge 2P	EB2-6	32A	100	EB2-8	41A	100
3P	EB3-6		100	EB3-8		100
10P	EB10-6		10	EB10-8		10
带绝缘垫块桥接件 Isolator bridge bar				ISSBI 10-8		10
绝缘垫块 Bridge bar isolator				IS-K 10		100
两端子或桥接端子组的开关桥 Switching bridge	SBRN 2-7		1	SB 2-8/13		1
隔片 Separating plate	TS-KK3		50	TS-KK3		50
分组隔板，厚2.5mm Partition plate	ATP-PCMB		50	ATP-PCMB		50
测试插孔座 Test plug socket	DSB 3/10/4		100	DSB 4/7/6		100
标记条 Zack strip	ZB6			ZB8		
螺丝刀 Screw driver	SZS 0.6X3.5			SZS 1.0X4.0		
Technical data						
尺寸 Dimensions						
厚度/宽度/端板厚度 T/W/Cover thickness [mm]		6.2/28/1.5			8.2/35/1.5	
高度 Height (NS15) [mm]		32			36	
技术参数符合IEC/ DIN VDE 标准 Technical data in accordance with IEC/DIN VDE						
最大额定工作电流/截面积 Maximum load current/cross section [A]/[mm²]		32/4			41/6	
使用边插式桥接件时可接导线最大截面积（刚性/柔性） Max. Cross section with insertion bridge(solid/stranded) [mm²]		4/4			6/4	
额定冲击电压/污染等级 Rated surge voltage/Pollution degree [KV/-]		6/3			6/3	
过电压等级/绝缘材料组别 Overvoltage category/Insulating material group		/			/	
接线容量 Connection capacity						
带管状裸端头/管状预绝缘端头的柔性导线 Stranded with ferrule without/with plastic sleeve [mm²]		0.2-4/0.2-2.5			0.2-6/0.2-6	
多导线连接（截面积相同的两导线） Multiple connection(2 conductors with same cross section)						
刚性导线/柔性导线 Solid/stranded [mm²]		0.2-1.5/0.2-1.5			0.5-2.5/0.5-2.5	
带管状裸端头的柔性导线 Stranded with ferrules without plastic sleeve [mm²]		0.2-1.5			0.5-2.5	
带T WIN管状预绝缘端头的柔性导线 Stranded with TWIN ferrule with plastic sleeve [mm²]		0.5-2.5			0.5-2.5	
General data						
剥线长度 Stripping length [mm]		8			10	
塞规 Internal Cylindrical Gage (IEC 60947-1)		A4			A5	
螺钉类型 Screw thread		M3			M4	
扭距 Torque -/[Nm]		0.5			1.2	
绝缘材料 Insulating material		PA			PA	
根据UL94所确定的材料阻燃等级 Inflammability class acc. to UL94		V0			V0	

PC Series

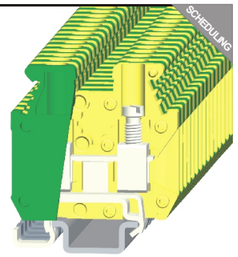

The items marked " (SCHEDULING) " are the parts under scheduling.

PCMB 2.5-PE

	U [V]	I [A]	Wire size
IEC 60947-7-2	–	–	0.2-2.5mm²
UL 1059	–	–	24-12AWG

通用型PCMB-PE系列小型接地端子，端子的外形尺寸也已经进行了优化，此类端子有着和相对应的通用型PCMB系列端子相同的外形轮廓尺寸，绝缘件采用尼龙66，具有良好的韧性和阻燃性，绝缘件的颜色采用黄绿色相间，产品设计符合IEC60947、UL1059等国际标准。

并且具有以下优点:

--- 端子具有通用安装脚,因而可以安装在U型15mm宽的标准导轨上。

--- 电位分配可通过使用中间固定式桥接件或边插式桥接件两种不同的方式来实现。

---接线标识可采用统一的ZB系列标识系统，使用方便，灵活。

Standard PCMB-PE mini-ground series terminal blocks, with optimized shape, have same shape sizes with the corresponding PCMB series terminal blocks, The insulator housings are made from PA66, with excellent tenacity and fire resistance, the color of insulator housing is yellow-green.The design of the products are approved by international standard IEC60947、UL1059, etc. And have the following advantages:

----With standard mounting support, terminal blocks can be fixed on U type with the width of 15mm standard rails.

----Power distribution alternatively via fixed bridges in the terminal center or insertion bridges in the clamping space.

----Uniform marking methods with the ZB... marking system, very convenient and flexible.

说明 Specification	型号 Type	Purchase Pkt.
接地端子 Ground terminal block	PCMBK 2.5-PE	50
标记条 Zack strip	ZB5	
螺丝刀 Screw driver	SZS 0.6X3.5	
Technical data		
尺寸 Dimensions		
厚度/宽度 T/W [mm]	5.2/28	
高度 Height (NS15) [mm]	31.5	
技术参数符合IEC/ DIN VDE 标准 Technical data in accordance with IEC/DIN VDE		
额定冲击电压/污染等级 Rated surge voltage/Pollution degree [KV/-]	6/3	
过电压等级/绝缘材料组别 Overvoltage category/Insulating material group	/	
接线容量 Connection capacity		
带管状裸端头/管状预绝缘端头的柔性导线 Stranded with ferrule without/with plastic sleeve [mm²]	0.2-2.5/0.2-1.5	
多导线连接（截面积相同的两导线） Multiple connection(2 conductors with same cross section)		
刚性导线/柔性导线 Solid/stranded [mm²]	0.2-1/0.2-1.5	
带管状裸端头的柔性导线 Stranded with ferrules without plastic sleeve [mm²]	0.2-1.5	
带T WIN管状预绝缘端头的柔性导线 Stranded with TWIN ferrule with plastic sleeve [mm²]	0.5-1.5	
General data		
剥线长度 Stripping length [mm]	8	
塞规 Internal cylindrical gage(IEC 60947-1)	A3	
接线位:螺钉类型/扭距 Terminal: thread/ torque -/[Nm]	M3/0.5	
中央紧固:螺钉类型/扭距 Mounting:thread/ torque -/[Nm]	–	
绝缘材料 Insulating material	PA	
根据UL94所确定的材料阻燃等级 Inflammability class acc. to UL94	V0	

PC Miniature ground types

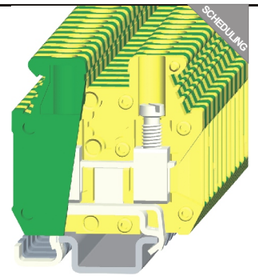

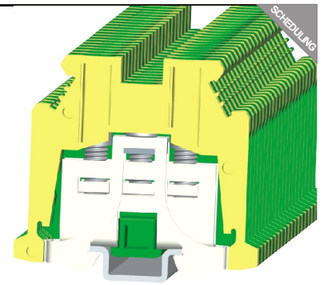

The items marked " (SCHEDULING) " are the parts under scheduling.

PCMB 4-PE

	U [V]	I [A]	Wire size
IEC 60947-7-2	–	–	0.2-4.0mm²
UL 1059	–	–	24-10AWG

PCMB 6/E-PE

	U [V]	I [A]	Wire size
IEC 60947-7-2	–	–	0.5-6.0mm²
UL 1059	–	–	20-8AWG

说明 Specification		型号 Type	Purchase Pkt.	型号 Type	Purchase Pkt.
接地端子 Ground terminal block		PCMBK 4-PE	50	PCMBK 6/E-PE	50
标记条 Zack strip		ZB6		ZB8	
螺丝刀 Screw driver		SZS 0.6X3.5		SZS 0.6X3.5	
Technical data					
尺寸 Dimensions					
厚度/宽度 T/W	[mm]	6.2/28		8.2/39	
高度 Height (NS15)	[mm]	32		36	
技术参数符合IEC/ DIN VDE 标准 Technical data in accordance with IEC/DIN VDE					
额定冲击电压/污染等级 Rated surge voltage/Pollution degree	[KV/-]	6/3		6/3	
过电压等级/绝缘材料组别 Overvoltage category/Insulating material group		/		/	
接线容量 Connection capacity					
带管状裸端头/管状预绝缘端头的柔性导线 Stranded with ferrule without/with plastic sleeve	[mm²]	0.2-4/0.2-2.5		0.5-6/0.5-6	
多导线连接（截面积相同的两导线） Multiple connection(2 conductors with same cross section)					
刚性导线/柔性导线 Solid/stranded	[mm²]	0.2-1.5/0.2-1.5		0.5-2.5/0.5-2.5	
带管状裸端头的柔性导线 Stranded with ferrules without plastic sleeve	[mm²]	0.2-1.5		0.5-1.5	
带T WIN管状预绝缘端头的柔性导线 Stranded with TWIN ferrule with plastic sleeve	[mm²]	0.5-2.5		0.5-2.5	
General data					
剥线长度 Stripping length	[mm]	8		10	
塞规 Internal cylindrical gage(IEC 60947-1)		A4		A5	
接线位:螺钉类型/扭距 Terminal: thread/ torque	-/[Nm]	M3/0.5		M4/1.2	
中央紧固:螺钉类型/扭距 Mounting:thread/ torque	-/[Nm]	–		M4/1.2	
绝缘材料 Insulating material		PA		PA	
根据UL94所确定的材料阻燃等级 Inflammability class acc. to UL94		V0		V0	

PC SERIES

PC Miniature ground types

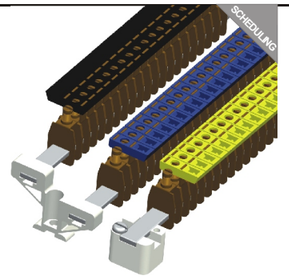

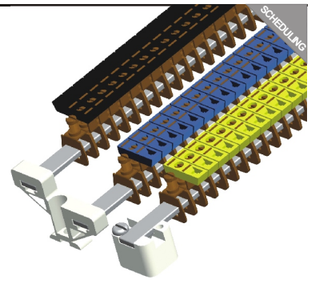

The items marked " (SCHEDULING) " are the parts under scheduling.

PCG 4

	U [V]	I [A]	Wire size
IEC 60947-7-1	–	–	0.5-4mm²
UL 1059	–	–	20-10AWG

PCG 16/PCG 35

	U [V]	I [A]	Wire size
IEC 60947-7-1	–	–	1.5-16/2.5-25mm²
UL 1059	–	–	16-6/14-2AWG

说明 Specification		型号 Type	I_{max}	Purchase Pkt.	型号 Type	I_{max}	Purchase Pkt.
端子 Terminal block		PCG4		50	PCG16/PCG35		50
N线汇流,3x10mm,长1m Neutral busbar,3x10mm,length;1m.		NLS-CU 3/10	140A	10	NLS-CU 3/10	140A	10
垫块 Bridgebar		AB/SS		10	AB/SS		10
双垫块,高度48mm Bridgebar,height 48mm		AB2/SS		10	AB2/SS		10
双垫块,高度36.8mm Bridgebar,height 36.8mm		ABN2/SS		10	ABN2/SS		10
支架 Support		UAB 1		50	UAB 1		50
标记条 Zack strip		ZB 5			ZB 6		
螺丝刀 Screw driver		SZS 0.6X3.5			SZS 1.0X4.0(PCG16) SZS 1.0X6.5(PCG35)		
尺寸 Dimensions					PCG16		PCG35
技术参数符合IEC/ DIN VDE 标准 Technical data in accordance with IEC/DIN VDE							
最大额定工作电流/截面积 Maximum load current/cross section	[A]/[mm²]	32/4			76/16		125/35
中线汇流条的电流承载能力 Max. Load current of neutral busbar	[A]	140			140		140
接线容量 Connection capacity							
带管状裸端头/管状预绝缘端头的柔性导线 Stranded with ferrule without/with plastic sleeve	[mm²]	0.5-4/0.5-4			1.5-16/1.5-16		2.5-35/2.5-35
多导线连接（截面积相同的两导线） Multiple connection(2 conductors with same cross section)							
Solid/stranded 刚性导线/柔性导线	[mm²]	0.5-2.5/0.5-2.5			1.5-6/1.5-6		1.5-16/1.5-16
带管状裸端头的柔性导线 Stranded with ferrules without plastic sleeve	[mm²]	0.5-2.5			1.5-6		1.5-16
带T WIN管状预绝缘端头的柔性导线 Stranded with TWIN ferrule with plastic sleeve	[mm²]	0.5-2.5			1.5-10		1.5-10
General data							
剥线长度 Stripping length	[mm]	16			16		16
塞规 Internal cylindrical gage （IEC 60947-1)		A4/M4			B6/M5		B9/M6
螺钉类型/扭距 thread/ torque	-/[Nm]	1.2			2.0		2.5
绝缘材料 Insulating material		PA			PA		PA
根据UL94所确定的材料阻燃等级 Inflammability class acc. to UL94		V0			V0		V0

PC SERIES

D-PC1.5,D-PC2.5
D-PC16

D-PC1.5 → PC1.5,PC2.5B
D-PC2.5 → PC2.5,PC4,PC6,PC10
D-PC16 → PC16

D-PC2.5-TW

D-PC2.5-TW → PC2.5-TW,PC4-TW

D-PCDK2.5

D-PCDK2.5 → PCDK2.5,PCDK4

SCHEDULING

D-PC2.5-RE

D-PC2.5-RE → PC2.5-RE,PC4-RE

D-PCKK2.5,D-PCKKB2.5
D-PCKKB10,D-PCKKB10/2.5

D-PCKK2.5 → PCKK2.5,PCKK4
D-PCKKB2.5 → PCKKB2.5,PCKKB4
D-PCKKB10 → PCKKB10
D-PCKKB10/2.5 → PCKKB10/2.5

D-PCIK16

D-PCIK16 → PCIK16



D-PCMT2.5

D-PCMT2.5 → PCMT2.5

D-PCTK6

D-PCTK6 → PCTK6



D-PCTK6-BEN

D-PCTK6-BEN → PCTK6-BEN

D-PCMB2.5
D-PCMB6/E

D-PCMB2.5 → PCMB2.5,PCMB4
D-PCMB6/E → PCMB6/E



E-PC

E-PC → NS35/7.5,NS35/15,NS-32

ZB4,ZB5,ZB6

ZB4 → PC1.5,PC1.5-PE
ZB5 → PC2.5,PC2.5-PE,PCDK2.5,PCDK2.5-PE
PCKK2.5,PC2.5-TW,PC2.5-TW-PE,PCMT2.5,
PC2.5-RE,PC2.5-RE-PE,PCMB2.5,PCMB2.5-PE
ZB6 → PC2.5B,PC4,PC4-PE,PCDK4,PCDK4-PE
PCKK4,PC4-TW,PC4-TW-PE,PCMT4,PC4-RE,
PC4-RE-PE,PCMB4,PCMB4-PE



ZB8,ZB10

ZB8 → PC6,PC6-PE,PC4-HE,PC10-DR,PCTK6
PCTK6-BEN,PCMB6/E,PCMB6/E-PE
ZB10 → PC10,PC16,PC35,PC50,PC95,PC150,
PC240,PC10-PE,PC16-PE,PC35-PE,
PC50-PE,PC95-PE,PCIK16,PCIK16-PE,
PCIK35,PCIK35-PE



TS-KK 3,TS-K

TS-KK3 → PC2.5B,PCDK2.5,PCDK4,PCKK2.5,
PCKK4
TS-K → PC2.5,PC4,PC6,PC10,PC35,PCIK16,
PCIK35

ATP -PC,TP-PC 35

ATP-PC → PC1.5,PC2.5B,PC2.5,PC4,PC6,
PC10,PC16
TP-PC35 → PC35

EB 10-5 EB 10-6
EB 10-8 EB 10-10
EB 10-12 EB 10-15

EB10- 5 → PC2.5,PCDK2.5,PCKK2.5,PCMB2.5
EB10- 6 → PC2.5B,PC4,PCDK4,PCKK4,PCMB4
EB10-8 → PC6,PC4-HE
EB10-10 → PC10
EB10-12 → PC16,PC10-DR,PCIK16
EB10-15 → PC35,PCIK35

SCHEDULING

DPS

PC Series

SCHEDULING

DRPS

PC Series

DBE-1

DBE-1 → NS35/7.5,NS35/15,NS-32



SCHEDULING

DBE-2

PC Series



SCHEDULING

DLM

PC Series



SCHEDULING

DLM1

PC Series

DLM2

PC Series



SCHEDULING

DSBJ

PC Series



FBRI 10-4 FBRI 10-5
FBI 10-6 FBI 10-8
FBI 10-10 FBI 10-12
FBI 3-15

FBRI 10-4N → PC1.5
FBRI 10-5N → PC2.5,PCDK2.5,PCKK2.5
FBI 10-6 → PC2.5B,PC4,PCDK4,PCKK4
FBI 10-8 → PC6
FBI 10-10 → PC10
FBI 10-12 → PC16,PC10-DR,PCIK16
FBI3 -15 → PC35,PCIK35

FB2-RTK/S
FB3-RTK/S
FB5-RTK/S
FB10-RTK/S

FB2/3/5/10-RTK/S → PCTK6

SCHEDULING



DSB

PC Series

WS series

WS笼式弹簧压线结构
WS cage clamp

特点:
Features:

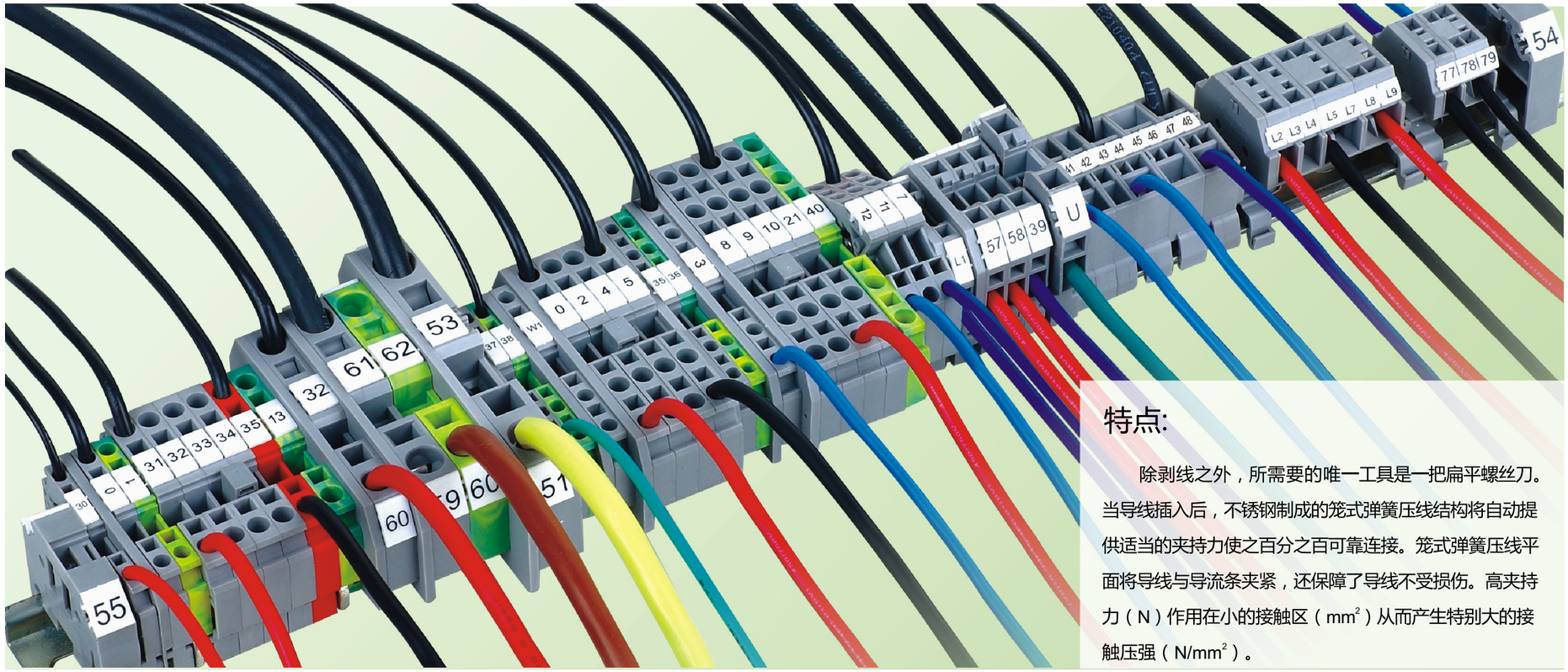

特点:

除剥线之外，所需要的唯一工具是一把扁平螺丝刀。当导线插入后，不锈钢制成的笼式弹簧压线结构将自动提供适当的夹持力使之百分之百可靠连接。笼式弹簧压线平面将导线与导流条夹紧，还保障了导线不受损伤。高夹持力（N）作用在小的接触区（mm^2）从而产生特别大的接触压强（N/mm^2）。

WS笼式弹簧压线结构

适用于单股导线，多股导线和细多股导线，同时也适用于加有接线帽或接线针的细多股导线，或经过束紧处理的细多股导线。其范围从0.2mm^2到35mm^2。

WS cage clamp

Is suitable for direct connection of solid,Stranded or fine standed machine tool wire as well as with crimped ferrules,pin terminals or tip bonded wire from 0.2mm^2 to 35mm^2.(It is used extensively in electrical and electrical application in a wide range of industries.)

Features:

Apart from the wire stripper, the only tool required is a flat-bladed screwdriver. Once the conductor is inserted, the stainless steel CAGE CLAMP automatically provides the correct clamping force for a totally secure connection. The flat clamping face of the CAGE CLAMP presses the wire against the current bar, without risk of damage to the conductor.

Concentration of the high clamping force (N) over the small cross-sectional area (mm^2) results in a high specific contact pressure (N/mm^2).

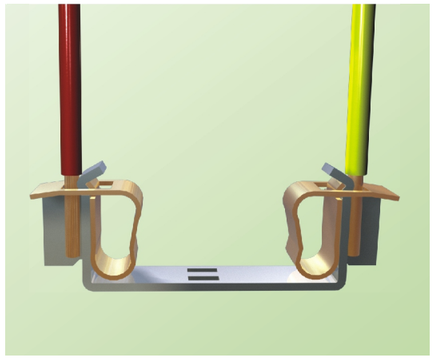

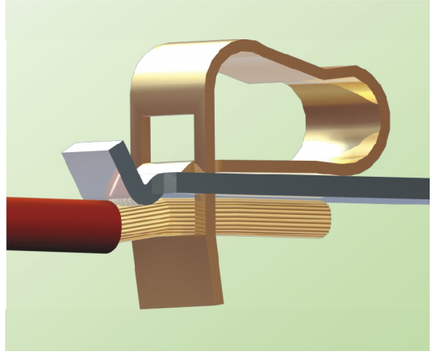

WS 2-Conductor types











WS SERIES

通用型WS系列接线端子，采用正面接线方式，绝缘件采用尼龙66，具有良好的韧性和阻燃性，压线框材料采用进口高质量镍铬弹簧钢（CrNi），它有着高的抗拉强度和被多年实际经验所证明的高抗腐蚀能力，提供潮湿，盐雾等恶劣环境下的长期保护，产品设计符合IEC60947、IEC60079、UL1059、UL486E、CSA C22.2No.158等国际标准。

并且具有以下优点:

--- 端子具有通用安装脚,因而可以安装在U型NS 35标准的导轨上。

--- 端子载流体采用含铜量99%以上的紫铜，极低的接触电阻值，导电性能最好。

--- 接线更快速，更简单，仅需一把扁平的螺丝刀。

--- 接触压强大，接触可靠，抗振动，免维护。

--- 电位分配可通过使用中间桥接件实现。

--- 接线标识可采用统一的标识系统，使用方便，灵活。

Standard WS series terminal blocks, adopt front connection way, The insulator housings are made from PA66, with excellent tenacity and fire resistance, the materials of clamp adopt high quality imported CrNi spring steel, with high tensile strength and corrosion resistance, providing long-term protection under bad circumstance such As high humidity, salt spray. The design of products are approved by international standard IEC60947、IEC60079、UL1059、UL486E、CSAC22.2No.158, etc. And have the following advantages:

---- With standard mounting support, terminal blocks can be fixed on U type NS35 standard rails.

----The current carriers of terminal blocks are made from pure copper, copper volume is more than 99%, with excellent low contact resistance and well electrical conductivity.

----With much convenient and simple connection, the only tool required is a flat-bladed screwdriver.

----With strong pressure intensity on contact, more reliable and strong Vibration Resistance, with free maintenance.

----Power distribution alternatively via fixed bridges in the terminal center.

---- With uniform marking system of connection sign, very convenient and flexible.

WS 1.5

CE EAC RoHS REACH

	U [V]	I [A]	Wire size
IEC 60947-7-1	800	17.5	0.2-1.5mm²
UL 1059	600	10	28-16AWG

WS 2.5

CE EAC RoHS REACH

	U [V]	I [A]	Wire size
IEC 60947-7-1	800	24	0.2-2.5mm²
UL 1059	600	15	28-14AWG

WS 4

CE EAC RoHS REACH

	U [V]	I [A]	Wire size
IEC 60947-7-1	800	32	0.2-4mm²
UL 1059	600	20	28-12AWG

WS 6

CE EAC RoHS REACH

	U [V]	I [A]	Wire size
IEC 60947-7-1	800	41	0.2-6mm²
UL 1059	600	30	24-10AWG

WS SERIES

说明 Specification	型号 Type	I_{max}	Purchase Pkt.	型号 Type	I_{max}	Purchase Pkt.	型号 Type	I_{max}	Purchase Pkt.	型号 Type	I_{max}	Purchase Pkt.
端子，可安装在 ⊔ Terminal block,for mounting on ⊔	WS1.5		100	WS2.5		100	WS4		50	WS6		50
端板 Cover	D-WS1.5		100	D-WS2.5		100	D-WS4		100	D-WS6		100
相邻跨接线 Adjacent jumper	WFA1.5	17.5A	200	WFA2.5	24A	200	WFA4	32A	200	WFA6	41A	100
间隔跨接线 Alternate jumper	WFB1.5	17.5A	100	WFB2.5	24A	100	WFB4	32A	100	WFB6	41A	100
交错跨接线 Staggered jumper 1-2 1-5 / 1-3 1-6 / 1-4 1-8				1-2WFC2.5-2 1-5WFC2.5-5 1-3WFC2.5-3 1-6WFC2.5-6 1-4WFC2.5-4 1-8WFC2.5-8		100 50 100 50 100 50						
绝缘止动件 Insulation stop	TTA-1.5		200	TTA2.5		200	TTA4		200			
警告板 Protective warning marker	EEA-1.5		100	EEA2.5		100	EEA4		100	EEA6		100
测试插头适配器 Test plug adapter				SSA		100	SSA		100			
测试插头 Test plug				SSB		50	SSB		50			
标记条 Zack strip	DEK4/ZB4			DEK5/ZB5			DEK6/ZB6			ZB8		
Technical data												
尺寸 Dimensions												
厚度/宽度/端板厚度 T/W/Cover thickness [mm]	4/52/2.5			5/53/2.5			6/59/2.5			8/74.5/2.5		
高度 Height(NS35:7.5/NS35:15) [mm]	34.5/42			35.5/43			36.5/44			40/47.5		
技术参数符合IEC/ DIN VDE 标准 Technical data in accordance with IEC/DIN VDE												
最大额定工作电流/截面积 Maximum load current/cross section [A]/[mm²]	17.5/1.5			24/2.5			32/4			41/6		
接线容量 Connection capacity												
带管状裸端头/管状预绝缘端头的柔性导线 Stranded with ferrule without/with plastic sleeve [mm²]	0.2-1.5/0.2-1.5			0.2-2.5/0.2-2.5			0.2-4/0.2-4			0.2-6/0.2-6		
带T WIN管状预绝缘端头的柔性导线 Stranded with TWIN ferrule with plastic sleeve [mm²]	0.5			0.5			0.5-1			0.5-1.5		
General data												
剥线长度 Stripping length [mm]	8-9			8-9			8-9			12		
绝缘材料 Insulating material	PA			PA			PA			PA		
根据UL 94 所确定的材料等级 Inflammability class acc. to UL 94	V0			V0			V0			V0		

DEGSON®

WS 2-Conductor types





WS SERIES

	WS 10			WS 16			WS 35		
	U [V]	I [A]	Wire size	U [V]	I [A]	Wire size	U [V]	I [A]	Wire size
IEC 60947-7-1	800	57	0.2-10mm²	800	76	0.2-16mm²	1000	125	2.5-35mm²
UL 1059	600	50	24-8AWG	600	65	24-6AWG	600	115	14-2AWG
型号 Type	I_{max}		Purchase Pkt.	型号 Type	I_{max}		Purchase Pkt.	型号 Type	I_{max}	Purchase Pkt.
WS10			25	WS16			20	WS35		10
D-WS10			100	D-WS16			50	–		–
WFA10	57A		100	WFA16	76A		50	WFA35	101A	10
WFB10	57A		50	WFB16	76A		50	–	–	–
EEA10			50	EEA16			50	–		–
ZB10				ZB10				ZB10		
10/78/2.5				12/94.5/2.5				16/99.9/-		
42.5/50				45/52.5				59/67		
57/10				76/16				125/35		
0.2-10/0.25-10				0.2-16/0.25-16				2.5-35/2.5-35		
1.5-2.5				1.5-4				2.5-10		
12				16-17				25		
PA				PA				PA		
V0				V0				V0		

WS 2-Conductor ground types





通用型WS-PE系列接地端子，端子的外形尺寸也已经进行了优化，此类端子有着和相对应的通用型WS系列端子相同的外形轮廓尺寸，绝缘件采用尼龙66，具有良好的韧性和阻燃性，绝缘件的颜色采用黄绿色相间，产品设计符合IEC60947、UL1059等国际标准。并且具有以下优点:

--- 端子具有通用安装脚,因而可以安装在U型NS 35标准的导轨上。

--- 端子载流体采用含铜量99%以上的紫铜，极低的接触电阻值，导电性能最好。

--- 接线更快速，更简单，仅需一把扁平的螺丝刀。

--- 接触压强大，接触可靠，抗振动，免维护。

--- 电位分配可通过使用中间桥接件实现。

--- 接线标识可采用统一的标识系统，使用方便，灵活

Standard WS-PE series terminal blocks, with optimized shape, have same shape sizes with the corresponding PCMB series terminal blocks, The insulator housings are made from PA66, with Excellent tenacity and fire resistance, the color of insulator housing is yellow-green.The design of the products are approved by international standard IEC60947、UL1059, etc. And have the following advantages:

---- With standard mounting support, terminal blocks can be fixed on U type NS35 standard rails.

----The current carriers of terminal blocks are made from pure copper, copper volume is more than 99%, excellent low contact resistance and well electrical conductivity.

----With much convenient and simple connection, the only tool required is a flat-bladed screwdriver.

----With strong pressure intensity on contact, more reliable and strong Vibration Resistance, with free maintenance.

----Power distribution alternatively via fixed bridges in the terminal center.

---- With uniform marking system of connection sign, very convenient and flexible.

WS SERIES

	WS 1.5-PE		
	U [V]	I [A]	Wire size
IEC 60947-7-2	–	–	0.2-1.5mm²
UL 1059	–	–	28-16AWG
型号 Type	I_{max}		Purchase Pkt.
WS1.5-PE			100
D-WS1.5			100
WFA1.5			200
TTA1.5			200
EEA1.5			100
DEK4/ZB4			
4/52/2.5			
34.5/42			
-/1.5			
0.2-1.5/0.2-1.5			
0.5			
8-9			
PA			
V0			

说明 Specification	
端子，可安装在 ⊔ Terminal block,for mounting on ⊔	
端板 Cover	
相邻跨接线 Adjacent jumper	
间隔跨接线 Alternate jumper	
交错跨接线 Staggered jumper	1-2 1-5 1-3 1-6 1-4 1-8
绝缘止动件 Insulation stop	
警告板 Protective warning marker	
测试插头适配器 Test plug adapter	
测试插头 Test plug	
标记条 Zack strip	
Technical data	
尺寸 Dimensions	
厚度/宽度/端板厚度 T/W/Coverthickness	[mm]
高度 Height(NS35:7.5/NS35:15)	[mm]
技术参数符合IEC/ DIN VDE 标准 Technical data in accordance with IEC/DIN VDE	
最大额定工作电流/截面积 Maximum load current/cross section	[A]/[mm²]
接线容量 Connection capacity	
带管状裸端头/管状预绝缘端头的柔性导线 Stranded with ferrule without/with plastic sleeve	[mm²]
带T WIN管状预绝缘端头的柔性导线 Stranded with TWIN ferrule with plastic sleeve	[mm²]
General data	
剥线长度 Stripping length	[mm]
绝缘材料 Insulating material	
根据UL 94所确定的材料等级 Inflammability class acc. to UL 94	

WS 2-Conductor ground types











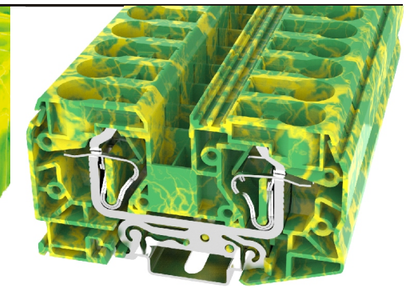

WS SERIES

	WS 2.5-PE	WS 4-PE	WS 6-PE	WS 10-PE	WS 16-PE	WS 35-PE
	U [V] / I [A] / Wire size	U [V] / I [A] / Wire size	U [V] / I [A] / Wire size	U [V] / I [A] / Wire size	U [V] / I [A] / Wire size	U [V] / I [A] / Wire size
IEC 60947-7-2	– – 0.2-2.5mm²	– – 0.2-4mm²	– – 0.2-6mm²	– – 0.2-10mm²	– – 0.2-16mm²	– – 2.5-35mm²
UL 1059	– – 28-12AWG	– – 28-12AWG	– – 24-10AWG	– – 24-8AWG	– – 24-6AWG	– – 14-2AWG
型号 Type / I_{max} / Purchase Pkt.						
WS2.5-PE	100	WS4-PE 50	WS6-PE 50	WS10-PE 25	WS16-PE 20	WS35-PE 10
D-WS2.5	100	D-WS4 100	D-WS6 100	D-WS10 100	D-WS16 50	– –
WFA2.5	200	WFA4 200	WFA6 100	WFA10 100	WFA16 50	WFA35 10
TTA2.5	200	TTA4 200				
EEA2.5	100	EEA4 100	EEA6 100	EEA10 50	EEA16 50	– –
SSA	100	SSA 100				
SSB	50	SSB 50				
DEK5/ZB5		DEK6/ZB6	ZB8	Zb10	ZB10	ZB10
5/53/2.5		6/59/2.5	8/74.5/2.5	10/78/2.5	12/94.5/2.5	16/99.9/-
35.5/43		36.5/44	40/47.5	42.5/50	45/52.5	59/67
-/2.5		-/4	-/6	-/10	-/16	-/35
0.2-2.5/0.2-2.5		0.2-4/0.2-4	0.2-6/0.2-6	0.2-10/0.2-10	0.2-16/0.2-16	2.5-35/2.5-35
0.5		0.5-1	0.5-1.5	1.5-2.5	1.5-4	2.5-10
8-9 PA V0		8-9 PA V0	12 PA V0	12 PA V0	16-17 PA V0	25 PA V0

WS SERIES

WS 3-Conductor types









WS SERIES

通用型WS-TW系列3导体接线端子，此类端子主要用于解决：电气连接过程中的“电位分配”问题，例如：将两根或更多根数的导线接到同一个端子上。通用型WS-TW系列接线端子，采用正面接线方式,绝缘件采用尼龙66，具有良好的韧性和阻燃性，压线框材料采用进口高质量镍铬弹簧钢（CrNi），它有着高的抗拉强度和被多年实际经验所证明的高抗腐蚀能力，提供潮湿，盐雾等恶劣环境下的长期保护，产品设计符合IEC60947、IEC60079、UL1059、UL486E、CSA C22.2 No.158等国际标准。并且具有以下优点:

--- 端子具有通用安装脚,因而可以安装在U型NS 35标准的导轨上。

--- 端子载流体采用含铜量99%以上的紫铜，极低的接触电阻值，导电性能最好。

--- 接线更快速，更简单，仅需一把扁平的螺丝刀。

--- 接触压强大，接触可靠，抗振动，免维护。

--- 电位分配可通过使用中间桥接件实现。

--- 接线标识可采用统一的标识系统，使用方便，灵活。

Standard WS-TW 3-conductor series terminal blocks, these types are used to solution following: The solution of power distribution, for example: we connect two or several ropes to one terminal when there are many differences of types and cross section size between two conducting wires.WS-TW 3-conductor series terminal blocks, adopt front connect way, The insulator housings are made from PA66, with excellent tenacity and fire resistance,the materials of clamp adopt high quality imported CrNi spring steel, with high tensile strength and corrosion resistance, provide long-term protection under bad circumstances such as humidity, salt spray.The design of products are approved by international standard IEC60947、IEC60079、UL1059、UL486E、CSA C22.2 No.158.And have following advantages:

---- With standard mounting support, terminal blocks can be fixed on U type NS35 standard rails.
----The current of terminal blocks are made from pure copper, copper volume is more than 99%, with excellent low contact resistance and well electrical conductivity.
----With much convenient and simple connection, the only tool required is a flat-bladed screwdriver.
----With strong pressure intensity on contact, more reliable and strong Vibration Resistance, with free maintenance.
----Power distribution alternatively via fixed bridges in the terminal center.
---- With uniform marking system of connection sign, very convenient and flexible.

WS 1.5-TW

c UL us CE EAC RoHS REACH

	U [V]	I [A]	Wire size
IEC 60947-7-1	800	17.5	0.2-1.5mm²
UL 1059	600	10	28-16AWG

WS 2.5-TW

c UL us CE EAC RoHS REACH

	U [V]	I [A]	Wire size
IEC 60947-7-1	800	24	0.2-2.5mm²
UL 1059	600	15	28-14AWG

WS 4-TW

c UL us CE EAC RoHS REACH

	U [V]	I [A]	Wire size
IEC 60947-7-1	800	32	0.2-4mm²
UL 1059	600	20	28-12AWG

WS 6-TW

CE EAC RoHS REACH

	U [V]	I [A]	Wire size
IEC 60947-7-1	800	41	0.2-6mm²
UL 1059	600	30	24-10AWG

说明 Specification	型号 Type	I_{max}	Purchase Pkt.	型号 Type	I_{max}	Purchase Pkt.	型号 Type	I_{max}	Purchase Pkt.	型号 Type	I_{max}	Purchase Pkt.
端子，可安装在 ⊔ Terminal block,for mounting on ⊔	WS1.5-TW		100	WS2.5-TW		100	WS4-TW		50	WS6-TW		50
端板 Cover	D-WS1.5-TW		100	D-WS2.5-TW		100	D-WS4-TW		100	D-WS6-TW		100
相邻跨接线 Adjacent jumper	WFA1.5	17.5A	200	WFA2.5	24A	200	WFA4	32A	200	WFA6	41A	100
间隔跨接线 Alternate jumper	WFB1.5	17.5A	100	WFB2.5	24A	100	WFB4	32A	100	WFB6	41A	100
交错跨接线 Staggered jumper 1-2 1-5 / 1-3 1-6 / 1-4 1-8				1-2WFC2.5-2 1-5WFC2.5-5 / 1-3WFC2.5-3 1-6WFC2.5-6 / 1-4WFC2.5-4 1-8WFC2.5-8		100 50 / 100 50 / 100 50						
绝缘止动件 Insulation stop	TTA1.5		200	TTA2.5		200	TTA4		200			
警告板 Protective warning marker	EEA1.5		100	EEA2.5		100	EEA4		100	EEA6		100
测试插头适配器 Test plug adapter				SSA		100	SSA		100			
测试插头 Test plug				SSB		50	SSB		50			
标记条 Zack strip	DEK4/ZB4			DEK5/ZB5			DEK6/ZB6			ZB8		
Technical data												
尺寸 Dimensions												
厚度/宽度/端板厚度 T/W/Cover thickness [mm]	4/62.5/2.5			5/64/2.5			6/73.5/2.5			8/93/2.5		
高度 Height(NS35:7.5/NS35:15) [mm]	34.5/42			35.5/43			36.5/44			40/47.5		
技术参数符合IEC/ DIN VDE 标准 Technical data in accordance with IEC/DIN VDE												
最大额定工作电流/截面积 Maximum load current/cross section [A]/[mm²]	17.5/1.5			24/2.5			32/4			41/6		
接线容量 Connection capacity												
带管状裸端头/管状预绝缘端头的柔性导线 Stranded with ferrule without/with plastic sleeve [mm²]	0.2-1.5/0.2-1.5			0.2-2.5/0.2-2.5			0.2-4/0.2-4			0.2-6/0.2-6		
带T WIN管状预绝缘端头的柔性导线 Stranded with TWIN ferrule with plastic sleeve [mm²]	0.5			0.5			0.5-1			0.5-1.5		
General data												
剥线长度 Stripping length [mm]	8-9			8-9			8-9			12		
绝缘材料 Insulating material	PA			PA			PA			PA		
根据UL 94所确定的材料等级 Inflammability class acc. to UL 94	V0			V0			V0			V0		

WS SERIES

DEGSON®

WS 3-Conductor types





WS SERIES

WS 10-TW

c UL us CE EAC RoHS REACH

	U [V]	I [A]	Wire size
IEC 60947-7-1	800	57	0.2-10mm²
UL 1059	600	50	24-8AWG

WS 16-TW

CE EAC RoHS REACH

	U [V]	I [A]	Wire size
IEC 60947-7-1	800	76	0.2-16mm²
UL 1059	600	65	24-6AWG

说明 Specification		型号 Type	I_{max}	Purchase Pkt.	型号 Type	I_{max}	Purchase Pkt.
端子，可安装在 Terminal block,for mounting on		WS10-TW		25	WS16-TW		20
端板 Cover		D-WS10-TW		100	D-WS16-TW		50
相邻跨接线 Adjacent jumper		WFA10	57A	100	WFA16	76A	50
间隔跨接线 Alternate jumper		WFB10	57A	50	WFB16	76A	50
交错跨接线 Staggered jumper	1-2 1-5 1-3 1-6 1-4 1-8						
绝缘止动件 Insulation stop							
警告板 Protective warning marker		EEA10		50	EEA16		50
测试插头适配器 Test plug adapter							
测试插头 Test plug							
标记条 Zack strip		ZB10			ZB10		
Technical data							
尺寸 Dimensions							
厚度/宽度/端板厚度 T/W/Cover thickness	[mm]	10/97.5/2.5			12/104.5/2.5		
高度 Height(NS35:7.5/NS35:15)	[mm]	42.5/50			45/52.5		
技术参数符合IEC/ DIN VDE 标准 Technical data in accordance with IEC/DIN VDE							
最大额定工作电流/截面积 Maximum load current/cross section	[A]/[mm²]	57/10			76/16		
接线容量 Connection capacity							
带管状裸端头/管状预绝缘端头的柔性导线 Stranded with ferrule without/with plastic sleeve	[mm²]	0.2-10/0.2-10			0.2-16/0.2-16		
带T WIN管状预绝缘端头的柔性导线 Stranded with TWIN ferrule with plastic sleeve	[mm²]	1.5-2.5			1.5-4		
General data							
剥线长度 Stripping length	[mm]	12			16-17		
绝缘材料 Insulating material		PA			PA		
根据UL 94所确定的材料等级 Inflammability class acc. to UL 94		V0			V0		

WS 3-Conductor ground types





WS 1.5-TW-PE

CE EAC RoHS REACH

	U [V]	I [A]	Wire size
IEC 60947-7-2	–	–	0.2-1.5mm²
UL 1059	–	–	28-16AWG

通用型WS-TW-PE系列3导体接地端子，端子的外形尺寸也已经进行了优化，此类端子有着和相对应的通用型WS-TW系列端子相同的外形轮廓尺寸，采用正面接线方式,绝缘件采用尼龙66，具有良好的韧性和阻燃性，绝缘件的颜色采用黄绿色相间，产品设计符合IEC60947、UL1059等国际标准。并且具有以下优点:

--- 端子具有通用安装脚,因而可以安装在U型NS 35标准的导轨上。

--- 端子载流体采用含铜量99%以上的紫铜，极低的接触电阻值，导电性能最好。

--- 接线更快速，更简单，仅需一把扁平的螺丝刀。

--- 接触压强大，接触可靠，抗振动，免维护。

--- 电位分配可通过使用中间桥接件实现。

--- 接线标识可采用统一的标识系统，使用方便，灵活。

Standard WS-TW-PE 3 conductor series terminal blocks, with optimized shape, have the same shape sizes with corresponding WS-TW 3 conductor series terminal blocks, the insulator housings are made from PA66, with excellent tenacity and fire resistance, the color of insulator housing is yellow-green.The design of products are approved by international standard IEC60947、UL1059. And have following advantages:

---- With standard mounting support, terminal blocks can be fixed on U type NS35 standard rails.

----The current carriers of terminal blocks are made from pure copper, copper volume is more than 99%, with excellent low contact resistance and well electrical conductivity.

----With much convenient and simple connection, the only tool required is a flat-bladed screwdriver.

----With strong pressure intensity on contact, more reliable and strong Vibration Resistance, with free maintenance.

----Power distribution alternatively via fixed bridges in the terminal center.

---- With uniform marking system of connection sign, very convenient and flexible.

WS SERIES

说明 Specification		型号 Type	I_{max}	Purchase Pkt.
端子，可安装在 Terminal block,for mounting on		WS1.5-TW-PE		100
端板 Cover		D-WS1.5-TW		100
相邻跨接线 Adjacent jumper		WFA1.5		200
间隔跨接线 Alternate jumper		WFB1.5		100
交错跨接线 Staggered jumper	1-2 1-5 1-3 1-6 1-4 1-8			
绝缘止动件 Insulation stop		TTA1.5		200
警告板 Protective warning marker		EEA1.5		100
测试插头适配器 Test plug adapter				
测试插头 Test plug				
标记条 Zack strip		DEK4/ZB4		
Technical data				
尺寸 Dimensions				
厚度/宽度/端板厚度 T/W/Cover thickness	[mm]	4/62.5/2.5		
高度 Height(NS35:7.5/NS35:15)	[mm]	34.5/42		
技术参数符合IEC/ DIN VDE 标准 Technical data in accordance with IEC/DIN VDE				
最大额定工作电流/截面积 Maximum load current/cross section	[A]/[mm²]	-/1.5		
接线容量 Connection capacity				
带管状裸端头/管状预绝缘端头的柔性导线 Stranded with ferrule without/with plastic sleeve	[mm²]	0.2-1.5/0.2-1.5		
带T WIN管状预绝缘端头的柔性导线 Stranded with TWIN ferrule with plastic sleeve	[mm²]	0.5		
General data				
剥线长度 Stripping length	[mm]	8-9		
绝缘材料 Insulating material		PA		
根据UL 94所确定的材料等级 Inflammability class acc. to UL 94		V0		

WS 3-Conductor ground types











	WS 2.5-TW-PE			WS 4-TW-PE		
	U [V]	I [A]	Wire size	U [V]	I [A]	Wire size
IEC 60947-7-2	–	–	0.2-2.5mm²	–	–	0.2-4mm²
UL 1059	–	–	28-14AWG	–	–	28-12AWG

	WS 6-TW-PE			WS 10-TW-PE			WS 16-TW-PE		
	U [V]	I [A]	Wire size	U [V]	I [A]	Wire size	U [V]	I [A]	Wire size
IEC 60947-7-2	–	–	0.2-6mm²	–	–	0.2-10mm²	–	–	0.2-16mm²
UL 1059	–	–	24-10AWG	–	–	24-8AWG	–	–	24-6AWG

说明 Specification		型号 Type	I_{max}	Purchase Pkt.	型号 Type	I_{max}	Purchase Pkt.	型号 Type	I_{max}	Purchase Pkt.	型号 Type	I_{max}	Purchase Pkt.	型号 Type	I_{max}	Purchase Pkt.
端子，可安装在 ⊔ Terminal block,for mounting on ⊔		WS2.5-TW-PE		100	WS4-TW-PE		50	WS6-TW-PE		25	WS10-TW-PE		25	WS16-TW-PE		20
端板 Cover		D-WS2.5-TW		100	D-WS4-TW		100	D-WS6-TW		100	D-WS10-TW		100	D-WS16-TW		50
相邻跨接线 Adjacent jumper		WFA2.5		200	WFA4		200	WFA6		100	WFA10		100	WFA16		50
间隔跨接线 Alternate jumper		WFB2.5		100	WFB4		100	WFB6		100	WFB10		50	WFB16		50
交错跨接线 Staggered jumper	1-2 1-5 1-3 1-6 1-4 1-8	1-2WFC2.5-2 1-5WFC2.5-5 1-3WFC2.5-3 1-6WFC2.5-6 1-4WFC2.5-4 1-8WFC2.5-8		100 50 100 50 100 50												
绝缘止动件 Insulation stop		TTA2.5		200	TTA4		200									
警告板 Protective warning marker		EEA2.5		100	EEA4		100	EEA6		100	EEA10		50	EEA16		50
测试插头适配器 Test plug adapter		SSA		100	SSA		100									
测试插头 Test plug		SSB		50	SSB		50									
标记条 Zack strip		DEK5/ZB5			DEK6/ZB6			ZB8			ZB10			ZB10		
Technical data																
尺寸 Dimensions																
厚度/宽度/端板厚度 T/W/Cover thickness	[mm]	5/64/2.5			6/73.5/2.5			8/93/2.5			10/97.5/2.5			12/104.5/2.5		
高度 Height(NS35:7.5/NS35:15)	[mm]	35.5/43			36.5/44			40/47.5			42.5/50			45/52.5		
技术参数符合IEC/ DIN VDE 标准 Technical data in accordance with IEC/DIN VDE																
最大额定工作电流/截面积 Maximum load current/cross section	[A]/[mm²]	-/2.5			-/4			-/6			-/10			-/16		
接线容量 Connection capacity																
带管状裸端头/管状预绝缘端头的柔性导线 Stranded with ferrule without/with plastic sleeve	[mm²]	0.2-2.5/0.2-2.5			0.2-4/0.2-4			0.2-6/0.2-6			0.2-10/0.2-10			0.2-16/0.2-16		
带T WIN管状预绝缘端头的柔性导线 Stranded with TWIN ferrule with plastic sleeve	[mm²]	0.5			0.5-1			0.5-1.5			1.5-2.5			1.5-4		
General data																
剥线长度 Stripping length	[mm]	8-9			8-9			12			12			16-17		
绝缘材料 Insulating material		PA			PA			PA			PA			PA		
根据UL 94所确定的材料等级 Inflammability class acc. to UL 94		V0			V0			V0			V0			V0		

WS 4-Conductor types









WS SERIES

通用型WS-QU系列4导体接线端子，主要用于解决：电气连接过程中的“电位分配”或者“环路分出支路”问题，此类端子可以将多根导线接到同一个端子上，节省了布线空间和费用。（如果在这种场合使用通用型2导体接线端子就需要将多个端子相邻排列，并利用桥接件来实现电气连接).通用型WS-QU系列接线端子，采用正面接线方式，绝缘件采用尼龙66，具有良好的韧性和阻燃性，压线框材料采用进口高质量镍铬弹簧钢（CrNi）,它有着高的抗拉强度和被多年实际经验所证明的高抗腐蚀能力，提供潮湿，盐雾等恶劣环境下的长期保护，产品设计符合IEC60947、IEC60079、UL1059、UL486E、CSA C22.2 No.158等国际标准。并且具有以下优点:

--- 端子具有通用安装脚,因而可以安装在U型NS 35标准的导轨上。

--- 端子载流体采用含铜量99%以上的紫铜，极低的接触电阻值，导电性能最好。

--- 接线更快速，更简单，仅需一把扁平的螺丝刀。

--- 接触压强大，接触可靠，抗振动，免维护。

--- 电位分配可通过使用中间桥接件实现。

--- 接线标识可采用统一的标识系统，使用方便，灵活。

Standard WS-QU 4-conductor series terminal blocks, mainly used to solve following: the solution of power distribution when connecting electricity or ring circuit dispatch to circuit branch, these series terminal blocks can connect several conductor wires to one terminal, thus save the cost and connection space (Here if using WS 2-conductor series terminal blocks, need to arrange many terminal blocks together and connecting them with each other by fixed bridges). Standard WS-QU series terminal blocks, adopt front connect way, The insulator housings are made from PA66, with excellent tenacity and fire resistance, the materials of clamp adopt high quality imported CrNi spring steel, with high tensile strength and corrosion resistance, providing long-term protection under bad Circumstances such as high humidity, salt spray. The design of products are approved by international standard IEC60947、IEC60079、UL1059、UL486E、CSA C22.2 No.158. And have following advantages:

---- With standard mounting support, terminal blocks can be fixed on U type NS35 standard rails.

----The current carrieries of terminal blocks are made from pure copper, copper volume is more than 99%, with excellent low contact resistance and well electrical conductivity.

----With much convenient and simple connection, the only tool required is a flat-bladed screwdriver.

----With strong pressure intensity on contact, more reliable and strong Vibration Resistance, with free maintenance.

----Power distribution alternatively via fixed bridges in the terminal center.

---- With uniform marking system of connection sign, very convenient and flexible.

WS 1.5-QU

CE RoHS REACH

	U [V]	I [A]	Wire size
IEC 60947-7-1	800	17.5	0.2-1.5mm²
UL 1059	600	10	28-16AWG

WS 2.5-QU

c UL us CE RoHS REACH

	U [V]	I [A]	Wire size
IEC 60947-7-1	800	24	0.2-2.5mm²
UL 1059	600	15	28-14AWG

WS 4-QU

c UL us CE RoHS REACH

	U [V]	I [A]	Wire size
IEC 60947-7-1	800	26	0.2-4mm²
UL 1059	600	20	28-12AWG

说明 Specification		型号 Type	I_{max}	Purchase Pkt.
端子，可安装在 ⊔ Terminal block,for mounting on ⊔		WS1.5-QU		100
端板 Cover		D-WS1.5-QU		100
相邻跨接线 Adjacent jumper		WFA1.5	17.5A	200
间隔跨接线 Alternate jumper		WFB1.5	17.5A	100
交错跨接线 Staggered jumper	1-2 1-5 1-3 1-6 1-4 1-8			
绝缘止动件 Insulation stop		TTA1.5		200
警告板 Protective warning marker		EEA1.5		100
测试插头适配器 Test plug adapter				
测试插头 Test plug				
标记条 Zack strip		DEK4/ZB4		
Technical data				
尺寸 Dimensions				
厚度/宽度/端板厚度 T/W/Cover thickness	[mm]	4/73/2.5		
高度 Height(NS35:7.5/NS35:15)	[mm]	34.5/42		
技术参数符合IEC/ DIN VDE 标准 Technical data in accordance with IEC/DIN VDE				
最大额定工作电流/截面积 Maximum load current/cross section	[A]/[mm²]	17.5/1.5		
接线容量 Connection capacity				
带管状裸端头/管状预绝缘端头的柔性导线 Stranded with ferrule without/with plastic sleeve	[mm²]	0.2-1.5/0.2-1.5		
带T WIN管状预绝缘端头的柔性导线 Stranded with TWIN ferrule with plastic sleeve	[mm²]	0.5		
General data				
剥线长度 Stripping length	[mm]	8-9		
绝缘材料 Insulating material		PA		
根据UL 94 所确定的材料等级 Inflammability class acc. to UL 94		V0		

型号 Type	I_{max}	Purchase Pkt.
WS2.5-QU		100
D-WS2.5-QU		100
WFA2.5	20A	200
WFB2.5	20A	100
1-2WFC-2.5/2 1-5WFC-2.5/5 1-3WFC-2.5/3 1-6WFC-2.5/6 1-4WFC-2.5/4 1-8WFC-2.5/8	100 50 100 50 100 50	
TTA2.5		200
EEA2.5		100
SSA		100
SSB		50
DEK5/ZB5		
5/75/2.5		
35.5/43		
24/2.5		
0.5		
8-9		
PA		
V0		

型号 Type	I_{max}	Purchase Pkt.
WS4-QU		50
D-WS4-QU		100
WFA4	26A	200
WFB4	26A	100
TTA4		200
EEA4		100
SSA		100
SSB		50
DEK6ZB6		
6/86/2.5		
36.5/44		
26/4		
0.2-4/0.2-4		
0.5-1		
8-9		
PA		
V0		

WS SERIES

WS 4-Conductor ground types



通用型WS-QU-PE系列4导体接地端子，端子的外形尺寸也已经进行了优化，此类端子有着和相对应的通用型WS-QU系列端子相同的外形轮廓尺寸，采用正面接线方式,绝缘件采用尼龙66，具有良好的韧性和阻燃性，绝缘件的颜色采用黄绿色相间，产品设计符合IEC60947、UL1059等国际标准。并且具有以下优点:

--- 端子具有通用安装脚,因而可以安装在U型NS 35标准的导轨上。

--- 端子载流体采用含铜量99%以上的紫铜，极低的接触电阻值，导电性能最好。

--- 接线更快速，更简单，仅需一把扁平的螺丝刀。

--- 接触压强大，接触可靠，抗振动，免维护。

--- 电位分配可通过使用中间桥接件实现。

--- 接线标识可采用统一的标识系统，使用方便，灵活。

Standard WS-QU-PE 4 conductor series terminal blocks, with optimized shape, have the same shape sizes with corresponding WS-QU 4 conductor series terminal blocks, the insulator housings are made from PA66, with excellent tenacity and fire resistance, the color of insulator housing is yellow-green.The design of the products are inaccordance with international standard IEC60947、UL1059. And have following advantages:

---- With standard mounting support, terminal blocks can be fixed on U type NS35 standard rails.

-----The current carriers of terminal blocks are made from pure copper, copper volume is more than 99%, with excellent low contact resistance and well electrical conductivity.

-----With much convenient and simple connection, the only tool required is a flat-bladed screwdriver.

-----With strong pressure intensity on contact, more reliable and strong Vibration Resistance, with free maintenance.

-----Power distribution alternatively via fixed bridges in the terminal center.

---- With uniform marking system of connection sign, very convenient and flexible.



WS 1.5-QU-PE

CE EAC RoHS REACH

	U [V]	I [A]	Wire size
IEC 60947-7-2	–	–	0.2-1.5mm²
UL 1059	–	–	28-16AWG



WS 2.5-QU-PE

CE EAC RoHS REACH

	U [V]	I [A]	Wire size
IEC 60947-7-2	–	–	0.2-2.5mm²
UL 1059	–	–	28-14AWG



WS 4-QU-PE

CE EAC RoHS REACH

	U [V]	I [A]	Wire size
IEC 60947-7-2	–	–	0.2-4mm²
UL 1059	–	–	28-12AWG

说明 Specification		型号 Type	I_{max}	Purchase Pkt.	型号 Type	I_{max}	Purchase Pkt.	型号 Type	I_{max}	Purchase Pkt.
端子，可安装在 ⊔ Terminal block,for mounting on ⊔		WS1.5-QU-PE		100	WS2.5-QU-PE		100	WS4-QU-PE		50
端板 Cover		D-WS1.5-QU		100	D-WS2.5-QU		100	D-WS4-QU		100
相邻跨接线 Adjacent jumper		WFA1.5		200	WFA2.5		200	WFA4		200
间隔跨接线 Alternate jumper										
交错跨接线 Staggered jumper	1-2 1-5 1-3 1-6 1-4 1-8				1-2WFC2.5-2 1-5WFC2.5-5 1-3WFC2.5-3 1-6WFC2.5-6 1-4WFC2.5-4 1-8WFC2.5-8		100 50 100 50 100 50			
绝缘止动件 Insulation stop		TTA1.5		200	TTA2.5		200	TTA4		200
警告板 Protective warning marker		EEA1.5		100	EEA2.5		100	EEA4		100
测试插头适配器 Test plug adapter					SSA		100	SSA		100
测试插头 Test plug					SSB		50	SSB		50
标记条 Zack strip		DEK4/ZB4			DEK5/ZB5			DEK6/ZB6		
Technical data										
尺寸 Dimensions										
厚度/宽度/端板厚度 T/W/Cover thickness	[mm]	4/73/2.5			5/75/2.5			6/86/2.5		
高度 Height(NS35:7.5/NS35:15)	[mm]	34.5/42			35.5/43			36.5/44		
技术参数符合IEC/ DIN VDE 标准 Technical data in accordance with IEC/DIN VDE										
最大额定工作电流/截面积 Maximum load current/cross section	[A]/[mm²]	-/1.5			-/2.5			-/4		
接线容量 Connection capacity										
带管状裸端头/管状预绝缘端头的柔性导线 Stranded with ferrule without/with plastic sleeve	[mm²]	0.2-1.5/0.2-1.5			0.2-2.5/0.2-2.5			0.2-4/0.2-4		
带T WIN管状预绝缘端头的柔性导线 Stranded with TWIN ferrule with plastic sleeve	[mm²]	0.5			0.5			0.5-1		
General data										
剥线长度 Stripping length	[mm]	8-9			8-9			8-9		
绝缘材料 Insulating material		PA			PA			PA		
根据UL 94 所确定的材料等级 Inflammability class acc. to UL 94		V0			V0			V0		

WS 2-Conductor types





The items marked " (SCHEDULING) " are the parts under scheduling.

WS1.5-LD

WS2.5-LD

WS SERIES

CE EAC RoHS REACH

	U [V]	I [A]	Wire size
IEC 60947-7-1	250	0.5	0.2-1.5mm²
UL 1059			28-16AWG

说明 Specification			
二级管：	型号 Type	I_{max}	Purchase Pkt.
最高反向电压：	IN4007		
最高正向平均整流电流电压：	1000V		
端子，可安装在 Terminal block,for mounting on	1.0A		
端板 Cover	WS1.5-LD		100
绝缘止动件 Insulation stop	D-WS1.5		100
警告板 Protective warning marker	TTA1.5		200
测试插头适配器 Test plug adapter	EEA1.5		100
测试插头 Test plug			
标记条 Zack strip	ZB4		
Technical data			
尺寸 Dimensions			
厚度/宽度/端板厚度 T/W/Cover thickness [mm]	4/52/2.5		
高度 Height(NS35:7.5/NS35:15) [mm]	34.5/42		
技术参数符合IEC/ DIN VDE 标准 Technical data in accordance with IEC/DIN VDE			
最大额定工作电流/截面积 Maximum load current/cross section [A]/[mm²]	0.5A/1.5		
接线容量 Connection capacity			
带管状裸端头/管状预绝缘端头的柔性导线 Stranded with ferrule without/with plastic sleeve [mm²]	0.2-1.5/0.2-1.5		
带T WIN管状预绝缘端头的柔性导线 Stranded with TWIN ferrule with plastic sleeve [mm²]	0.5		
General data			
剥线长度 Stripping length [mm]	8-9		
绝缘材料 Insulating material	PA		
根据UL 94 所确定的材料等级 Inflammability class acc. to UL 94	V0		

CE EAC RoHS REACH

	U [V]	I [A]	Wire size
IEC 60947-7-1	250	0.5	0.2-2.5mm²
UL 1059			28-14AWG

型号 Type	I_{max}	Purchase Pkt.	
IN4007			
1000V			
1.0A			
WS2.5-LD		100	
D-WS2.5		100	
TTA2.5		200	
EEA2.5		100	
SSA		100	
SSB		50	
ZB5			
5/53/2.5			
35.5/43			
0.5A/2.5			
0.2-2.5/0.2-2.5			
0.5			
8-9			
PA			
V0			





The items marked " (SCHEDULING) " are the parts under scheduling.

WS4-LD

WS1.5-TW-LD

WS SERIES

	U [V]	I [A]	Wire size
IEC 60947-7-1	800	0.5/1.5	0.2-4mm²
UL 1059	600	20	28-12AWG

型号 Type	I_{max}	Purchase Pkt.	
IN4007/IN5408			
1000V			
1.0A/3.0A			
WS4-LD		50	
D-WS4		100	
TTA4		200	
EEA4		100	
SSA		100	
SSB		50	
ZB6			
6/59/2.5			
36.5/44			
0.5A/4 1.5A/4			
0.2-4/0.2-4			
0.5-1			
8-9			
PA			
V0			

	U [V]	I [A]	Wire size
IEC 60947-7-1	250	0.5	0.2-1.5mm²
UL 1059			28-16AWG

说明 Specification			
二级管：	型号 Type	I_{max}	Purchase Pkt.
最高反向电压：	IN4007		
最高正向平均整流电流电压：	1000V		
端子，可安装在 Terminal block,for mounting on	1.0A		
端板 Cover	WS1.5-TW-LD		50
绝缘止动件 Insulation stop	D-WS4		100
警告板 Protective warning marker	TTA4		200
测试插头适配器 Test plug adapter	EEA4		100
测试插头 Test plug	SSA		100
标记条 Zack strip	SSB		50
Technical data	ZB4		
尺寸 Dimensions			
厚度/宽度/端板厚度 T/W/Cover thickness [mm]	4/62.5/2.5		
高度 Height(NS35:7.5/NS35:15) [mm]	34.5/42		
技术参数符合IEC/ DIN VDE 标准 Technical data in accordance with IEC/DIN VDE			
最大额定工作电流/截面积 Maximum load current/cross section [A]/[mm²]	1.5A/1.5		
接线容量 Connection capacity			
带管状裸端头/管状预绝缘端头的柔性导线 Stranded with ferrule without/with plastic sleeve [mm²]	0.2-1.5/0.2-1.5		
带T WIN管状预绝缘端头的柔性导线 Stranded with TWIN ferrule with plastic sleeve [mm²]	0.5-1		
General data			
剥线长度 Stripping length [mm]	8-9		
绝缘材料 Insulating material	PA		
根据UL 94 所确定的材料等级 Inflammability class acc. to UL 94	V0		

DEGSON®

WS 3-Conductor types





The itemsmarked " (SCHEDULING) " are the parts under scheduling.

WS2.5-TW-LD

	U [V]	I [A]	Wire size
IEC 60947-7-1 UL 1059	250	0.5	0.2-2.5mm² 28-14AWG

说明 Specification	型号 Type	I_{max}	Purchase Pkt.
二级管：	IN4007		
最高反向电压：	1000V		
最高正向平均整流电流电压：	1.0A		
端子，可安装在 Terminal block,for mounting on	WS2.5-TW-LD		100
端板 Cover	D-WS2.5-TW		100
绝缘止动件 Insulation stop	TTA2.5		200
警告板 Protective warning marker	EEA2.5		100
测试插头适配器 Test plug adapter	SSA		100
测试插头 Test plug	SSB		50
标记条 Zack strip	ZB5		
Technical data			
尺寸 Dimensions			
厚度/宽度/端板厚度 T/W/Cover thickness [mm]	5/64/2.5		
高度 Height(NS35:7.5/NS35:15) [mm]	35.5/43		
技术参数符合IEC/ DIN VDE 标准 Technical data in accordance with IEC/DIN VDE			
最大额定工作电流/截面积 Maximum load current/cross section [A]/[mm²]	0.5A/2.5		
接线容量 Connection capacity			
带管状裸端头/管状预绝缘端头的柔性导线 Stranded with ferrule without/with plastic sleeve [mm²]	0.2-2.5/0.2-2.5		
带T WIN管状预绝缘端头的柔性导线 Stranded with TWIN ferrule with plastic sleeve [mm²]	0.5		
General data			
剥线长度 Stripping length [mm]	8-9		
绝缘材料 Insulating material	PA		
根据UL 94 所确定的材料等级 Inflammability class acc. to UL 94	V0		

WS4-TW-LD

	U [V]	I [A]	Wire size
IEC 60947-7-1 UL 1059	250	0.5/1.5	0.2-4mm² 28-12AWG

说明 Specification	型号 Type	I_{max}	Purchase Pkt.
二级管：	IN4007/IN5408		
最高反向电压：	1000V		
最高正向平均整流电流电压：	1.0A		
端子，可安装在 Terminal block,for mounting on	WS4-TW-LD		50
端板 Cover	D-WS4-TW		100
绝缘止动件 Insulation stop	TTA4		200
警告板 Protective warning marker	EEA4		100
测试插头适配器 Test plug adapter	SSA		100
测试插头 Test plug	SSB		50
标记条 Zack strip	ZB6		
Technical data			
尺寸 Dimensions			
厚度/宽度/端板厚度 T/W/Cover thickness [mm]	6/73.5/2.5		
高度 Height(NS35:7.5/NS35:15) [mm]	36.5/44		
技术参数符合IEC/ DIN VDE 标准 Technical data in accordance with IEC/DIN VDE			
最大额定工作电流/截面积 Maximum load current/cross section [A]/[mm²]	0.5A/4	1.5A/4	
接线容量 Connection capacity			
带管状裸端头/管状预绝缘端头的柔性导线 Stranded with ferrule without/with plastic sleeve [mm²]	0.2-4/0.2-4		
带T WIN管状预绝缘端头的柔性导线 Stranded with TWIN ferrule with plastic sleeve [mm²]	0.5-1		
General data			
剥线长度 Stripping length [mm]	8-9		
绝缘材料 Insulating material	PA		
根据UL 94 所确定的材料等级 Inflammability class acc. to UL 94	V0		

WS SERIES

WS 4-Conductor types





The itemsmarked " (SCHEDULING) " are the parts under scheduling.

WS1.5-QU-LD

	U [V]	I [A]	Wire size
IEC 60947-7-1 UL 1059	250	0.5	0.2-1.5mm² 28-16AWG

说明 Specification	型号 Type	I_{max}	Purchase Pkt.
二级管：	IN4007		
最高反向电压：	1000V		
最高正向平均整流电流电压：	1.0A		
端子，可安装在 Terminal block,for mounting on	WS1.5-QU-LD		100
端板 Cover	D-WS1.5-QU		100
绝缘止动件 Insulation stop	TTA1.5		200
警告板 Protective warning marker	EEA1.5		100
测试插头适配器 Test plug adapter			
测试插头 Test plug			
标记条 Zack strip	ZB4		
Technical data			
尺寸 Dimensions			
厚度/宽度/端板厚度 T/W/Cover thickness [mm]	4/73/2.5		
高度 Height(NS35:7.5/NS35:15) [mm]	34.5/42		
技术参数符合IEC/ DIN VDE 标准 Technical data in accordance with IEC/DIN VDE			
最大额定工作电流/截面积 Maximum load current/cross section [A]/[mm²]	0.5A/1.5		
接线容量 Connection capacity			
带管状裸端头/管状预绝缘端头的柔性导线 Stranded with ferrule without/with plastic sleeve [mm²]	0.2-1.5/0.2-1.5		
带T WIN管状预绝缘端头的柔性导线 Stranded with TWIN ferrule with plastic sleeve [mm²]	0.5		
General data			
剥线长度 Stripping length [mm]	8-9		
绝缘材料 Insulating material	PA		
根据UL 94 所确定的材料等级 Inflammability class acc. to UL 94	V0		

CE EAC RoHS REACH

WS1.5-QU-100A

	U [V]	I [A]	Wire size
IEC 60947-7-1 UL 1059	250	0.5	0.2-1.5mm² 28-16AWG

说明 Specification	型号 Type	I_{max}	Purchase Pkt.
二级管：		/	
最高反向电压：		/	
最高正向平均整流电流电压：		/	
端子，可安装在 Terminal block,for mounting on	WS1.5-QU-100A		100
端板 Cover	D-WS1.5-QU-100A		100
绝缘止动件 Insulation stop	TTA1.5		200
警告板 Protective warning marker	EEA1.5		100
测试插头适配器 Test plug adapter			
测试插头 Test plug			
标记条 Zack strip	ZB4		
Technical data			
尺寸 Dimensions			
厚度/宽度/端板厚度 T/W/Cover thickness [mm]	4/68/2.5		
高度 Height(NS35:7.5/NS35:15) [mm]	34.5/42		
技术参数符合IEC/ DIN VDE 标准 Technical data in accordance with IEC/DIN VDE			
最大额定工作电流/截面积 Maximum load current/cross section [A]/[mm²]	0.5A/1.5		
接线容量 Connection capacity			
带管状裸端头/管状预绝缘端头的柔性导线 Stranded with ferrule without/with plastic sleeve [mm²]	0.2-1.5/0.2-1.5		
带T WIN管状预绝缘端头的柔性导线 Stranded with TWIN ferrule with plastic sleeve [mm²]	0.5		
General data			
剥线长度 Stripping length [mm]	8-9		
绝缘材料 Insulating material	PA		
根据UL 94 所确定的材料等级 Inflammability class acc. to UL 94	V0		

WS SERIES

WS 4-Conductor types





The items marked " (SCHEDULING) " are the parts under scheduling.

WS2.5-QU-LD

CE EAC RoHS REACH

	U [V]	I [A]	Wire size
IEC 60947-7-1	250	0.5	0.2-2.5mm²
UL 1059			28-14AWG

型号 Type	I_{max}	Purchase Pkt.
IN4007	/	
1000V		
1.0A		
WS2.5-QU-LD		100
D-WS2.5-QU		100
TTA2.5		200
EEA2.5		100
SSA		100
SSB		50
ZB5		

说明 Specification	
二级管：	
最高反向电压：	
最高正向平均整流电流电压：	
端子，可安装在 Terminal block,for mounting on	
端板 Cover	
绝缘止动件 Insulation stop	
警告板 Protective warning marker	
测试插头适配器 Test plug adapter	
测试插头 Test plug	
标记条 Zack strip	

Technical data

尺寸 Dimensions		
厚度/宽度/端板厚度 T/W/Coverthickness	[mm]	5/53/2.5
高度 Height(NS35:7.5/NS35:15)	[mm]	35.5/43
技术参数符合IEC/ DIN VDE 标准 Technical data in accordance with IEC/DIN VDE		
最大额定工作电流/截面积 Maximum load current/cross section	[A]/[mm²]	0.5A/2.5
接线容量 Connection capacity		
带管状裸端头/管状预绝缘端头的柔性导线 Stranded with ferrule without/with plastic sleeve	[mm²]	0.2-2.5/0.2-2.5
带T WIN管状预绝缘端头的柔性导线 Stranded with TWIN ferrule with plastic sleeve	[mm²]	0.5
General data		
剥线长度 Stripping length	[mm]	8-9
绝缘材料 Insulating material		PA
根据UL 94 所确定的材料等级 Inflammability class acc. to UL 94		V0

WS4-QU-LD

CE EAC RoHS REACH

	U [V]	I [A]	Wire size
IEC 60947-7-1	250	0.5/1.5	0.2-4mm²
UL 1059			28-12AWG

型号 Type	I_{max}	Purchase Pkt.
IN4007/IN 5408		
1000V		
1.0A/3.0A		
WS4-QU-LD		50
D-WS4-QU		100
TTA4		200
EEA4		100
SSA		100
SSB		50
ZB6		

尺寸 Dimensions		
厚度/宽度/端板厚度 T/W/Coverthickness	[mm]	6/59/2.5
高度 Height(NS35:7.5/NS35:15)	[mm]	36.5/44
技术参数符合IEC/ DIN VDE 标准 Technical data in accordance with IEC/DIN VDE		
最大额定工作电流/截面积 Maximum load current/cross section	[A]/[mm²]	0.5A/4 1.5A/4
接线容量 Connection capacity		
带管状裸端头/管状预绝缘端头的柔性导线 Stranded with ferrule without/with plastic sleeve	[mm²]	0.2-4/0.2-4
带T WIN管状预绝缘端头的柔性导线 Stranded with TWIN ferrule with plastic sleeve	[mm²]	0.5-1
General data		
剥线长度 Stripping length	[mm]	8-9
绝缘材料 Insulating material		PA
根据UL 94 所确定的材料等级 Inflammability class acc. to UL 94		V0



WS2.5P

CE EAC RoHS REACH

	U [V]	I [A]	Wire size
IEC 60947-7-1	500	22	0.2-2.5mm²
UL 1059	300	15	28-14AWG

型号 Type	I_{max}	Purchase Pkt.
WS2.5P	/	100
D-WS2.5P		100
WFA-2.5	24A	200
WFB-2.5	24A	100
1-2WFC2.5-2 1-5WFC2.5-5 1-3WFC2.5-3 1-6WFC2.5-6 1-4WFC2.5-4 1-8WFC2.5-8		
TTA2.5		200
EEA2.5		100
SSA		100
SSB		50
ZB5		

说明 Specification	
端子，可安装在 Terminal block,for mounting on	
端板 Cover	
相邻跨接线 Adjacent jumper	
间隔跨接线 Alternate jumper	
交错跨接线 Staggered jumper 1-2 1-5 / 1-3 1-6 / 1-4 1-8	
绝缘止动件 Insulation stop	
警告板 Protective warning marker	
测试插头适配器 Test plug adapter	
测试插头 Test plug	
标记条 Zack strip	

Technical data

尺寸 Dimensions		
厚度/宽度/端板厚度 T/W/Cover thickness	[mm]	5/53/2.5
高度 Height(NS35:7.5/NS35:15)	[mm]	35.5/43
技术参数符合IEC/ DIN VDE 标准 Technical data in accordance with IEC/DIN VDE		
最大额定工作电流/截面积 Maximum load current/cross section	[A]/[mm²]	22A/2.5
接线容量 Connection capacity		
带管状裸端头/管状预绝缘端头的柔性导线 Stranded with ferrule without/with plastic sleeve	[mm²]	0.2-2.5/0.2-2.5
带T WIN管状预绝缘端头的柔性导线 Stranded with TWIN ferrule with plastic sleeve	[mm²]	0.5
General data		
剥线长度 Stripping length	[mm]	8-9
绝缘材料 Insulating material		PA
根据UL 94 所确定的材料等级 Inflammability class acc. to UL 94		V0

WSF4-TA

WS SERIES

DEGSON®

WS Angled types

WS SERIES

通用型WS-TW-TA系列接线端子，采用正面接线方式而且接线孔与端子成一定倾斜角度，构造紧凑，可以最大限度的节省布线空间，专为例如：地板下布线等布线空间拥挤的场合设计。绝缘件采用尼龙66，具有良好的韧性和阻燃性，压线框材料采用进口高质量镍铬弹簧钢（CrNi）它有着高的抗拉强度和被多年实际经验所证明的高抗腐蚀能力，提供潮湿，盐雾等恶劣环境下的长期保护。通用型WS-TW-TA-PE系列接地端子，端子的外形尺寸也已经进行了优化，此类端子有着和相对应的通用型WS-TW-TA系列端子相同的外形轮廓尺寸,绝缘件采用尼龙66，具有良好的韧性和阻燃性，绝缘件的颜色采用黄绿色相间。产品设计符合IEC60947、IEC60079、UL1059、UL486E、CSA C22.2 No.158等国际标准。

Standard WS-TW-TA series terminal blocks, adopt obverse connection, and there is certain Inclination angle between terminals and conduct poles, with compacted structure to save the connection space at maximum, specialized for such as: arrange wires under floor and others narrow spaces . The insulator housings are made from PA66, with excellent tenacity and fire resistance, the materials of clamp adopt high quality imported CrNi spring steel, with high tensile strength and corrosion resistance, providing long-term protection under bad circumstance such as high humidity, salt spray. Standard WS-TW-TA-PE series terminal blocks, with optimized terminals shape, have the same shape sizes with corresponding WS-TW-TA series terminal blocks, the insulator housings are made from PA66, with excellent tenacity and fire resistance, the color of insulator housing is yellow-green, The de sign of The series is approved by international standard IEC60947、IEC60079、UL1059、UL486E、CSA C22.2 No.158. Etc.



WS 2.5-TW-TA

CE EAC RoHS REACH

	U [V]	I [A]	Wire size
IEC 60947-7-1	800	24	0.2-2.5mm²
UL 1059	600	15	28-14AWG

说明 Specification		型号 Type	I_{max}	Purchase Pkt.
端子，可安装在 ⊔ Terminal block,for mounting on ⊔		WS2.5-TW-TA		100
端板 Cover		D-WS2.5-TW-TA		100
相邻跨接线 Adjacent jumper		WFA2.5	24A	200
间隔跨接线 Alternate jumper		WFB2.5	24A	100
交错跨接线 Staggered jumper	1-2 1-5 1-3 1-6 1-4 1-8	1-2WFC2.5-2 1-5WFC2.5-5 1-3WFC2.5-3 1-6WFC2.5-6 1-4WFC2.5-4 1-8WFC2.5-8		100 50 100 50 100 50
绝缘止动件 Insulation stop		TTA1.5		200
警告板 Protective warning marker		EEA1.5		100
测试插头适配器 Test plug adapter		SSA		100
测试插头 Test plug		SSB		50
标记条 Zack strip		ZW5		
Technical data				
尺寸 Dimensions				
厚度/宽度/端板厚度 T/W/Coverthickness	[mm]	5/50.5/2.5		
高度 Height(NS35:7.5/NS35:15)	[mm]	44/51.5		
技术参数符合IEC/ DIN VDE 标准 Technical data in accordance with IEC/DIN VDE				
最大额定工作电流/截面积 Maximum load current/cross section	[A]/[mm²]	24/2.5		
接线容量 Connection capacity				
带管状裸端头/管状预绝缘端头的柔性导线 Stranded with ferrule without/with plastic sleeve	[mm²]	0.2-2.5/0.2-2.5		
带T WIN管状预绝缘端头的柔性导线 Stranded with TWIN ferrule with plastic sleeve	[mm²]	0.5		
General data				
剥线长度 Stripping length	[mm]	8-9		
绝缘材料 Insulating material		PA		
根据UL 94 所确定的材料等级 Inflammability class acc. to UL 94		V0		

WS Angled ground types



WS 4-TW-TA

	U [V]	I [A]	Wire size
IEC 60947-7-1	800	32	0.2-4mm²
UL 1059	600	20	28-12AWG

型号 Type	I_{max}	Purchase Pkt.
WS4-TW-TA		50
D-WS4-TW-TA		100
WFA4	32A	200
WFB4	32A	100
TTA4		200
EEA4		100
SSA		100
SSB		50
ZW5		
6/61.5/2.5		
44.5/52		
32/4		
0.2-4/0.2-4		
0.5-1		
8-9		
PA		
V0		



WS 2.5-TW-TA-PE

CE EAC RoHS REACH

	U [V]	I [A]	Wire size
IEC 60947-7-2	–	–	0.2-2.5mm²
UL 1059	–	–	28-14AWG

型号 Type	I_{max}	Purchase Pkt.
WS2.5-TW-TA		100
D-WS2.5-TW-TA		100
WFA2.5	24A	200
TTA1.5		200
EEA1.5		100
SSA		100
SSB		50
ZW5		
5/50.5/2.5		
44/51.5		
-/2.5		
0.2-2.5/0.2-2.5		
0.5		
8-9		
PA		
V0		

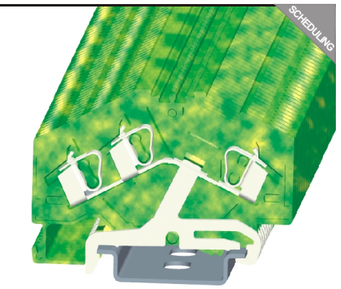

WS 4-TW-TA-PE

	U [V]	I [A]	Wire size
IEC 60947-7-2	–	–	0.2-4mm²
UL 1059	–	–	28-12AWG

型号 Type	I_{max}	Purchase Pkt.
WS4-TW-TA		50
D-WS4-TW-TA		100
WFA4	32A	200
TTA4		200
EEA4		100
SSA		100
SSB		50
ZW5		
6/61.5/2.5		
44.5/52		
-/4		
0.2-4/0.2-4		
0.5-1		
8-9		
PA		
V0		

WS SERIES

WS Side-entry types











WS SERIES

	WS 1.5-SD			WS 2.5-SD		
CE EAC RoHS REACH						
	U [V]	I [A]	Wire size	U [V]	I [A]	Wire size
IEC 60947-7-1	800	17.5	0.2-1.5mm²	800	24	0.2-2.5mm²
UL 1059	600	10	28-16AWG	600	15	28-14AWG

	WS 4-SD			WS 6-SD			WS 10-SD		
cULus CE EAC RoHS REACH									
	U [V]	I [A]	Wire size	U [V]	I [A]	Wire size	U [V]	I [A]	Wire size
IEC 60947-7-1	800	32	0.2-4mm²	800	41	0.2-6mm²	800	57	0.2-10mm²
UL 1059	600	20	28-12AWG	600	30	24-10AWG	600	50	24-8AWG

说明 Specification		型号 Type	I_{max}	Purchase Pkt.	型号 Type	I_{max}	Purchase Pkt.
端子，可安装在 Terminal block,for mounting on		WS1.5-SD		100	WS2.5-SD		100
端板 Cover		D-WS1.5-SD		100	D-WS2.5-SD		100
相邻跨接线 Adjacent jumper		WFA1.5	17.5A	200	WFA2.5	24A	200
间隔跨接线 Alternate jumper		WFB1.5	17.5A	100	WFB2.5	24A	100
警告板 Protective warning marker		EEA1.5		100	EEA2.5		100
标记条 Zack strip		ZB 4			ZB 5		
Technical data							
尺寸 Dimensions							
厚度/宽度/端板厚度 T/W/Cover thickness	[mm]	4/42.5/2.5			5/42.5/2.5		
高度 Height(NS35:7.5/NS35:15/NS32)	[mm]	38/45.5			38/45.5		
技术参数符合IEC/ DIN VDE 标准 Technical data in accordance with IEC/DIN VDE							
最大额定工作电流/截面积 Maximum load current/cross section	[A]/[mm²]	17.5/1.5			24/2.5		
接线容量 Connection capacity							
带管状裸端头/管状预绝缘端头的柔性导线 Stranded with ferrule without/with plastic sleeve	[mm²]	0.2-1.5/0.2-1.5			0.2-2.5/0.2-2.5		
带T WIN管状预绝缘端头的柔性导线 Stranded with TWIN ferrule with plastic sleeve	[mm²]	0.5			0.5		
General data							
剥线长度 Stripping length	[mm]	8-9			8-9		
绝缘材料 Insulating material		PA			PA		
根据UL 94 所确定的材料等级 Inflammability class acc. to UL 94		V0			V0		

	型号 Type	I_{max}	Purchase Pkt.	型号 Type	I_{max}	Purchase Pkt.	型号 Type	I_{max}	Purchase Pkt.
端子，可安装在 Terminal block,for mounting on	WS4-SD		100	WS6-SD		50	WS10-SD		50
端板 Cover	D-WS4-SD		100	D-WS6-SD		100	D-WS10-SD		100
相邻跨接线 Adjacent jumper	WFA4	32A	200	WFA6	41A	100	WFA10	57A	100
间隔跨接线 Alternate jumper	WFB4	32A	100	WFB6	41A	100	WFB10	57A	50
警告板 Protective warning marker	EEA4		100	EEA6		100	EEA10		50
标记条 Zack strip	ZB 6			ZB 8			ZB 10		
Technical data									
尺寸 Dimensions									
厚度/宽度/端板厚度 T/W/Cover thickness [mm]	6/42.5/2.5			8/46.5/2.5			10/52/2.5		
高度 Height(NS35:7.5/NS35:15/NS32) [mm]	40/47.5			44.5/52			49/56.5		
技术参数符合IEC/ DIN VDE 标准 Technical data in accordance with IEC/DIN VDE									
最大额定工作电流/截面积 Maximum load current/cross section [A]/[mm²]	32/4			41/6			57/10		
接线容量 Connection capacity									
带管状裸端头/管状预绝缘端头的柔性导线 Stranded with ferrule without/with plastic sleeve [mm²]	0.2-4/0.2-4			0.2-6/0.2-6			0.2-10/0.2-10		
带T WIN管状预绝缘端头的柔性导线 Stranded with TWIN ferrule with plastic sleeve [mm²]	0.5-1			0.5-1.5			1.5-2.5		
General data									
剥线长度 Stripping length [mm]	8-9			12			12		
绝缘材料 Insulating material	PA			PA			PA		
根据UL 94 所确定的材料等级 Inflammability class acc. to UL 94	V0			V0			V0		

WS SERIES

DEGSON®

WS Side-entry types



WS 16-SD

CE EAC RoHS REACH

	U [V]	I [A]	Wire size
IEC 60947-7-1	800	76	0.2-16mm²
UL 1059	600	65	24-6AWG

说明 Specification		型号 Type	I_{max}	Purchase Pkt.
端子，可安装在 ⊔ Terminal block,for mounting on ⊔		WS16-SD		50
端板 Cover		D-WS16-SD		50
相邻跨接线 Adjacent jumper		WFA16	76A	50
间隔跨接线 Alternate jumper		WFB16	76A	50
警告板 Protective warning marker		EEA16		50
标记条 Zack strip		ZB 10		
Technical data				
尺寸 Dimensions				
厚度/宽度/端板厚度 T/W/Cover thickness	[mm]	12/58/2.5		
高度 Height(NS35:7.5/NS35:15/NS32)	[mm]	53/60.5		
技术参数符合IEC/ DIN VDE 标准 Technical data in accordance with IEC/DIN VDE				
最大额定工作电流/截面积 Maximum load current/cross section	[A]/[mm²]	76/16		
接线容量 Connection capacity				
带管状裸端头/管状预绝缘端头的柔性导线 Stranded with ferrule without/with plastic sleeve	[mm²]	0.2-16/0.2-16		
带T WIN管状预绝缘端头的柔性导线 Stranded with TWIN ferrule with plastic sleeve	[mm²]	1.5-4		
General data				
剥线长度 Stripping length	[mm]	16-17		
绝缘材料 Insulating material		PA		
根据UL 94 所确定的材料等级 Inflammability class acc. to UL 94		V0		

WS SERIES

通用型WS系列接线端子，采用侧面接线方式，绝缘件采用尼龙66，具有良好的韧性和阻燃性，压线框材料采用进口高质量镍铬弹簧钢（CrNi），它有着高的抗拉强度和被多年实际经验所证明的高抗腐蚀能力，提供潮湿，盐雾等恶劣环境下的长期保护，产品设计符合IEC60947、IEC60079、UL1059、UL486E、CSA C22.2 No.158等国际标准。并且具有以下优点:

--- 端子具有通用安装脚,因而可以安装在U型NS 35标准的导轨上。

--- 端子载流体采用含铜量99%以上的紫铜，低的接触电阻值，导电性能最好。

--- 接线更快速，更简单，仅需一把扁平的螺丝刀。

--- 接触压强大，接触可靠，抗振动，免维护。

--- 电位分配可通过使用中间桥接件实现。

--- 接线标识可采用统一的标识系统，使用方便，灵活。

Standard WS-SD series terminal blocks, adopt sideways connection, the insulator housings are made from PA66, with excellent tenacity and fire resistance, the materials of clamp adopt high quality imported CrNi spring steel, with high tensile strength and corrosion resistance, providing long-term protection under bad circumstance such as high humidity, salt spray. The design of the products are approved by international standard IEC60947、IEC60079、UL1059、UL486E、CSA C22.2 No.158, etc. And have following advantages:

---- With standard mounting support, terminal blocks can be fixed on U type NS35 standard rails.

----The current carriers of terminal blocks are made from pure copper, copper volume is more than 99%, with excellent lowest contact resistance and the best electrical conductivity.

----With much convenient and simple connection, the only tool required is a flat-bladed screwdriver.

----With strong pressure intensity on contact, more reliable and strong Vibration Resistance, with free maintenance.

----Power distribution alternatively via fixed bridges in the terminal center.

---- With uniform marking system of connection sign, very convenient and flexible.

WS Side-entry ground types



WS 2.5-SD-PE

CE EAC RoHS REACH

	U [V]	I [A]	Wire size
IEC 60947-7-2	–	–	0.2-2.5mm²
UL 1059	–	–	28-14AWG

型号 Type	Purchase Pkt.
WS2.5-SD-PE	100
D-WS2.5-SD	100
WFA2.5	200
EEA2.5	100
ZB 5	
5/42.5/2.5	
38/45.5	
-/2.5	
0.2 -2.5/0.2-2.5	
0.5	
8-9	
PA	
V0	



WS 4-SD-PE

	[V]	[A]	Wire size
IEC 60947-7-2	–	–	0.2-4mm²
UL 1059	–	–	28-12AWG

型号 Type	Purchase Pkt.
WS4-SD-PE	100
D-WS4-SD	100
WFA4	200
EEA4	100
ZB 6	
6/42.5/2.5	
40/47.5	
-/2.5	
0.2-4/0.2-4	
0.5-1	
8-9	
PA	
V0	



WS 6-SD-PE

CE EAC RoHS REACH

	U [V]	I [A]	Wire size
IEC 60947-7-2	–	–	0.2-6mm²
UL 1059	–	–	24-10AWG

型号 Type	Purchase Pkt.
WS6-SD-PE	50
D-WS6-SD	100
WFA6	100
EEA6	100
ZB 8	
8/46.5/2.5	
44.5/52	
-/6	
0.2-6/0.2-6	
0.5-1.5	
12	
PA	
V0	

WS SERIES

WS Side-entry ground types



WS 10-SD-PE

CE EAC RoHS REACH

	U [V]	I [A]	Wire size
IEC 60947-7-2	–	–	0.2-10mm²
UL 1059	–	–	24-8AWG

WS 16-SD-PE

CE EAC RoHS REACH

	U [V]	I [A]	Wire size
IEC 60947-7-2	–	–	0.2-16mm²
UL 1059	–	–	24-6AWG

WS SERIES

说明 Specification	型号 Type	Purchase Pkt.	型号 Type	Purchase Pkt.
端子，可安装在 ⊔ Terminal block,for mounting on ⊔				
端板 Cover	WS10-SD-PE	50	WS16-SD-PE	50
相邻跨接线 Adjacent jumper	D-WS10-SD	100	D-WS16-SD	50
间隔跨接线 Alternate jumper	WFA10	100	WFA16	50
警告板 Protective warning marker	EEA10	50	EEA16	50
标记条 Zack strip	ZB 10		ZB 10	
Technical data				
尺寸 Dimensions				
厚度/宽度/端板厚度 T/W/Cover thickness [mm]	10/52/2.5		12/58/2.5	
高度 Height(NS35:7.5/NS35:15/NS32) [mm]	49/56.5		53/60.5	
技术参数符合IEC/ DIN VDE 标准 Technical data in accordance with IEC/DIN VDE				
最大额定工作电流/截面积 Maximum load current/cross section [A]/[mm²]	-/10		-/16	
接线容量 Connection capacity				
带管状裸端头/管状预绝缘端头的柔性导线 Stranded with ferrule without/with plastic sleeve [mm²]	0.2-10/0.2-10		0.2-16/0.2-16	
带T WIN管状预绝缘端头的柔性导线 Stranded with TWIN ferrule with plastic sleeve [mm²]	1.5-2.5		1.5-4	
General data				
剥线长度 Stripping length [mm]	12		16-17	
绝缘材料 Insulating material	PA		PA	
根据UL 94 所确定的材料等级 Inflammability class acc. to UL 94	V0		V0	

WS Fuse types

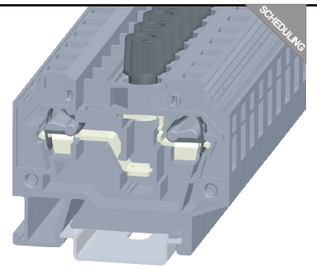

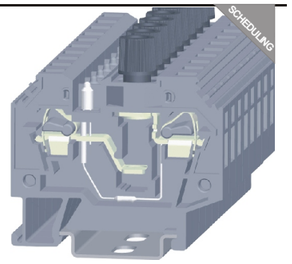

The itemsmarked " (SCHEDULING) " are the parts under scheduling.

WSK 6

	U [V]	I [A]	Wire size
IEC 60947-7-3	500	10	0.2-6mm²
UL 1059	600	10	24-10AWG

WSK 6-ED

	U [V]	I [A]	Wire size
IEC 60947-7-3	500	10	0.2-6mm²
UL 1059	600	10	24-10AWG

WS SERIES

说明 Specification	型号 Type	I_{max}	Purchase Pkt.	型号 Type	I_{max}	Purchase Pkt.
端子，可安装在 ⊔ Terminal block,for mounting on ⊔						
端板 Cover	WSK 6		40	WSK 6-ED		40
相邻跨接线 Adjacent jumper	D-WSK 6		50	D-WSK 6		50
间隔跨接线 Alternate jumper	WFA6	41A	100	WFA6	41A	100
警告板 Protective warning marker	WFB6	41A	100	WFB6	41A	100
标记条 Zack strip	EEA6		25	EEA6		25
Technical data	ZB 10			ZB 10		
尺寸 Dimensions						
厚度/宽度/端板厚度 T/W/Cover thickness/ [mm]	13/62/2.5			13/62/2.5		
高度 Height(NS35:7.5/NS35:15/NS32) [mm]	61.5/69			61.5/69		
技术参数符合IEC/ DIN VDE 标准 Technical data in accordance with IEC/DIN VDE						
最大额定工作电流/截面积 Maximum load current/cross section [A]/[mm²]	-/6			-/6		
接线容量 Connection capacity						
带管状裸端头/管状预绝缘端头的柔性导线 Stranded with ferrule without/with plastic sleeve [mm²]	0.2-6/0.2-6			0.2-6/0.2-6		
带T WIN管状预绝缘端头的柔性导线 Stranded with TWIN ferrule with plastic sleeve [mm²]	0.5-1.5			0.5-1.5		
General data						
剥线长度 Stripping length [mm]	12			12		
绝缘材料 Insulating material	PA			PA		
根据UL 94 所确定的材料等级 Inflammability class acc. to UL 94	V0			V0		

WS Disconnect types





The itemsmarked " (SCHEDULING) " are the parts under scheduling.

WS SERIES

WS 6-HE

	U [V]	I [A]	Wire size
IEC 60947-7-1	400	41	0.2-6mm²
UL 1059	300	30	24-10AWG

WS 6-RE

	U [V]	I [A]	Wire size
IEC 60947-7-1	400	41	0.2-6mm²
UL 1059	300	30	24-10AWG

说明 Specification		型号 Type	I_{max}	Purchase Pkt.	型号 Type	I_{max}	Purchase Pkt.
端子，可安装在 Terminal block,for mounting on		WS6-HE		25	WS 6-RE		25
端板 Cover		D-WS6-HE		50	D-WS6-HE		50
相邻跨接线 Adjacent jumper		WFA6	41A	100	WFA6	41A	100
间隔跨接线 Alternate jumper		WFB6	41A	100	WFB6	41A	100
锁定器 Lock-out		WBB6		100	WBB6		100
警告板 Protective warning marker		EEA6		25	EEA6		25
标记条 Zack strip		ZB 8			ZB 8		
Technical data							
尺寸 Dimensions							
厚度/宽度/端板厚度 T/W/Cover thickness	[mm]	8/87.5/2.5			8/87.5/2.5		
高度 Height(NS35:7.5/NS35:15)	[mm]	44.5/52			44.5/52		
技术参数符合IEC/ DIN VDE 标准 Technical data in accordance with IEC/DIN VDE							
最大额定工作电流/截面积 Maximum load current/cross section	[A]/[mm²]	-/6			-/6		
接线容量 Connection capacity							
带管状裸端头/管状预绝缘端头的柔性导线 Stranded with ferrule without/with plastic sleeve	[mm²]	0.2-6/0.2-6			0.2-6/0.2-6		
带T WIN管状预绝缘端头的柔性导线 Stranded with TWIN ferrule with plastic sleeve	[mm²]	0.5-1.5			0.5-1.5		
General data							
剥线长度 Stripping length	[mm]	8-9			8-9		
绝缘材料 Insulating material		PA			PA		
根据UL 94 所确定的材料等级 Inflammability class acc. to UL 94		V0			V0		

WS Miniature types





The itemsmarked " (SCHEDULING) " are the parts under scheduling.

WS SERIES

WS 6-HE-10A

	U [V]	I [A]	Wire size
IEC 60947-7-1	400	41	0.2-6mm²
UL 1059	300	30	24-10AWG

WS 6-HE/LD

	U [V]	I [A]	Wire size
IEC 60947-7-1			0.2-6mm²
UL 1059			24-10AWG

说明 Specification		型号 Type	I_{max}	Purchase Pkt.	型号 Type	I_{max}	Purchase Pkt.
端子，可安装在 Terminal block,for mounting on		WS6-HE-10A		25	WS 6-HE-LD		25
端板 Cover		D-WS6-HE		50	D-WS6-HE		50
相邻跨接线 Adjacent jumper		WFA6	41A	100	WFA6	41A	100
间隔跨接线 Alternate jumper		WFB6	41A	100	WFB6	41A	100
锁定器 Lock-out		WBB6		100	WBB6		100
警告板 Protective warning marker		EEA6		25	EEA6		25
标记条 Zack strip		ZB 8			ZB 8		
Technical data							
尺寸 Dimensions							
厚度/宽度/端板厚度 T/W/Coverthickness	[mm]	8/87.5/2.5			8/87.5/2.5		
高度 Height(NS35:7.5/NS35:15)	[mm]	44.5/52			46/52		
技术参数符合IEC/ DIN VDE 标准 Technical data in accordance with IEC/DIN VDE							
最大额定工作电流/截面积 Maximum load current/cross section	[A]/[mm²]	-/6			-/6		
接线容量 Connection capacity							
带管状裸端头/管状预绝缘端头的柔性导线 Stranded with ferrule without/with plastic sleeve	[mm²]	0.2-6/0.2-6			0.2-6/0.2-6		
带T WIN管状预绝缘端头的柔性导线 Stranded with TWIN ferrule with plastic sleeve	[mm²]	0.5-1.5			0.5-1.5		
General data							
剥线长度 Stripping length	[mm]	8-9			8-9		
绝缘材料 Insulating material		PA			PA		
根据UL 94 所确定的材料等级 Inflammability class acc. to UL 94		V0			V0		

WS Miniature types



Single entry



Double entry

WS 2.5-DIN15

CE EAC RoHS REACH

	U [V]	I [A]	Wire size
IEC 60947-7-1	800	24	0.2-2.5mm²
UL 1059	600	20	28-12AWG

WS 2.5T-DIN15

CE EAC RoHS REACH

	U [V]	I [A]	Wire size
IEC 60947-7-1	800	24	0.2-2.5mm²
UL 1059	600	20	28-12AWG

WS SERIES

说明 Specification		型号 Type	I_{max}	Purchase Pkt.	型号 Type	I_{max}	Purchase Pkt.
端子，可安装在 Terminal block,for mounting on		WS2.5-DIN15		100	WS2.5T-DIN15		100
端板 Cover		D-WS2.5-MID-CO		100	D-WS2.5-MID-CO		100
跨接件 Comb type jumper bar		WFA-DIN15	16A	200	WFA-DIN15	16A	200
测试插座 Test plug adapter		SSA-DIN15		100	SSA-DIN15		100
测试插头 Test plug		SSB-DIN15		50	SSB-DIN15		50
标记条 Zack strip		ZW 5			ZW 5		
Technical data							
尺寸 Dimensions							
厚度/宽度/端板厚度 T/W/Coverthickness	[mm]	6/32/4			10/32/4		
高度 Height(US-15)	[mm]	30			30		
技术参数符合EN/ DIN VDE 标准 Technical data in accordance with EN/DIN VDE							
最大额定工作电流/截面积 Maximum load current/cross section	[A]/[mm²]	24/2.5			24/2.5		
接线容量 Connection capacity							
带管状裸端头/管状预绝缘端头的柔性导线 Stranded with ferrule without/with plastic sleeve	[mm²]	0.2-1.5/0.2-1.5			0.2-1.5/0.2-1.5		
带T WIN管状预绝缘端头的柔性导线 Stranded with TWIN ferrule with plastic sleeve	[mm²]	-			-		
General data							
剥线长度 Stripping length	[mm]	8-9			8-9		
绝缘材料 Insulating material		PA			PA		
根据UL 94 所确定的材料等级 Inflammability class acc. to UL 94		V0			V0		

端子的小型化，可以最大限度的节省布线空间。通用型WS2.5-DIN15/35系列小型接线端子，采用正面接线方式，构造紧凑，专为最拥挤的布线空间设计。通用型WS2.5T-DIN15/35系列4导体小型接线端子，主要用于解决：电气连接过程中的“电位分配”问题，此类端子可以将多根导线接到同一个端子上，节省了布线空间和费用。（如果在这种场合使用通用型2导体接线端子就需要将多个端子相邻排列，并利用桥接件来实现电气连接)。绝缘件采用尼龙66，具有良好的韧性和阻燃性，压线框材料采用进口高质量镍铬弹簧钢（CrNi），它有着高的抗拉强度和被多年实际经验所证明的高抗腐蚀能力，提供潮湿，盐雾等恶劣环境下的长期保护，产品设计符合IEC60947、IEC60079、UL1059、UL486E、CSA C22.2 No.158等国际标准。并且具有以下优点:

--- WS2.5-DIN15端子具有通用安装脚,可以安装在U型15mm宽的标准导轨上。
--- WS2.5-DIN35端子具有通用安装脚,可以安装在U型NS 35标准的导轨上。
--- 端子载流体采用含铜量99%以上的紫铜，极低的接触电阻值，导电性能最好。
--- 接线更快速，更简单，仅需一把扁平的螺丝刀。
--- 接触压强大，接触可靠，抗振动，免维护。
--- 接线标识可采用统一的标识系统，使用方便，灵活。

Miniature Types, saving the connection space at maximum.
Standard WS2.5-DIN15/35 Miniature Types, adopt obverse connection with compact structure, specialized design for wire arrangement in narrow space.
Standard WS2.5T-DIN15/35 series 4-conductor terminal blocks, these types are mainly used to solve the problem of power distribution during electric connecting, these series of terminal blocks can connect several conducting wires to one terminal, thus saving the cost and space of arranging wires.(Here if using WS 2-conductor series terminal blocks, need to arrange many terminal blocks together and connecting each other by fixed bridges).
The insulator housings are made from PA66, with excellent tenacity and fire resistance, the materials of clamp adopt high quality imported CrNi spring steel, with high tensile strength and corrosion resistance, provide long-term protection under bad circumstance such as high humidity, salt spray. The design of products according to international standards such as IEC60947、IEC60079、UL1059、UL486E、CSA C22.2 No.158. And have following advantages:

----With standard mounting support, terminal blocks can be fixed on U type 15mm with width of standard rails.
----With standard mounting support, terminal blocks can be fixed on U type NS35 standard rails.
----The current of terminal blocks are made from pure copper, copper volume is more than 99%, with excellent lowest contact resistance and the best electrical conductivity.
----With much convenient and simple connection, the only tool required is a flat-bladed screwdriver.
----With strong pressure intensity on contact, more reliable and strong Vibration Resistance, with free maintenance.
----With uniform marking system of connection sign, very convenient and flexible for using.



Single entry

Double entry

WS 2.5-DIN35

CE EAC RoHS REACH

	U [V]	I [A]	Wire size
IEC 60947-7-1	800	24	0.2-2.5mm²
UL 1059	600	15	28-14AWG

WS 2.5T-DIN35

CE EAC RoHS REACH

	U [V]	I [A]	Wire size
IEC 60947-7-1	800	24	0.2-2.5mm²
UL 1059	600	15	28-14AWG

WS SERIES

说明 Specification		型号 Type	I_{max}	Purchase Pkt.	型号 Type	I_{max}	Purchase Pkt.
端子，可安装在 Terminal block,for mounting on		WS2.5-DIN35		100	WS2.5T-DIN35		100
端板 Cover		D-WS2.5-MID-CO		100	D-WS2.5-MID-CO		100
跨接件 Comb type jumper bar		WFA-DIN15	16A	200	WFA-DIN15	16A	200
测试插座 Test plug adapter		SSA-DIN15		100	SSA-DIN15		100
测试插头 Test plug		SSB-DIN15		50	SSB-DIN15		50
标记条 Zack strip		ZW 5			ZW 5		
Technical data							
尺寸 Dimensions							
厚度/宽度/端板厚度 T/W/Coverthickness	[mm]	6/38/4			10/38/4		
高度 Height(NS35:7.5/NS35:15)	[mm]	32/39.5			32/39.5		
技术参数符合IEC/ DIN VDE 标准 Technical data in accordance with IEC/DIN VDE							
最大额定工作电流/截面积 Maximum load current/cross section	[A]/[mm²]	24/2.5			24/2.5		
接线容量 Connection capacity							
带管状裸端头/管状预绝缘端头的柔性导线 Stranded with ferrule without/with plastic sleeve	[mm²]	0.2-1.5/0.2-1.5			0.2-1.5/0.2-1.5		
带T WIN管状预绝缘端头的柔性导线 Stranded with TWIN ferrule with plastic sleeve	[mm²]	-			-		
General data							
剥线长度 Stripping length	[mm]	8-9			8-9		
绝缘材料 Insulating material		PA			PA		
根据UL 94 所确定的材料等级 Inflammability class acc. to UL 94		V0			V0		

DEGSON®

WS Miniature types



Single entry

WS 2.5-MID-CO

CE EAC RoHS REACH

	U [V]	I [A]	Wire size
IEC 60947-7-1	800	24	0.2-2.5mm²
UL 1059	600	15	28-14AWG

WS SERIES

WS2.5-MID-CO系列小型接线端子，采用正面接线方式，构造紧凑，专为最拥挤的布线空间设计，它可以和WS2.5-END-CO系列小型接线端子配套使用，可以直接安装在配电箱的外壳上，因而最大限度的节省了布线空间。

通用型WS2.5T-MID-CO和WS2.5T-END-CO系列4导体小型接线端子，主要用于解决：电气连接过程中的“电位分配”问题，此类端子可以将多根导线接到同一个端子上，节省了布线空间和费用。（如果在这种场合使用通用型2导体接线端子就需要将多个端子相邻排列，并利用桥接件来实现电气连接)WS…-DB和WS…T-DB系列小型接线端子，采用侧面接线方式，同样进行了小型化设计，构造紧凑。带固定脚型既可安装于V型导轨上，又可安装在固定板上（孔径ϕ3.3mm），安装板需保持平滑无毛刺，以保证安装通畅。绝缘件采用尼龙66，具有良好的韧性和阻燃性，压线框材料采用进口高质量镍铬弹簧钢（CrNi），它有着高的抗拉强度和被多年实际经公司验所证明的高抗腐蚀能力，提供潮湿，盐雾等恶劣环境下的长期保护，产品设计符合IEC60947、IEC60079、UL1059、UL486E、CSAC22.2 No.158等国际标准。

WS2.5-MID-CO series Miniature Types, adopt obverse connection with compact structure, specialized design for wire arrangement in narrow space, this type of terminals are available to match with WS2.5-END-CO series, to be directly fixed on housing of distribution box to save the connection space at maximum.

Standard WS2.5T-MID-CO and WS2.5T-END-CO series 4-conductor terminal blocks, these types are mainly used to solve the problem of power distribution during electric connecting, these series of terminal blocks can connect several conductor wires to one terminal, thus saving the cost and space of arranging wires.(Here if using WS 2-conductor series terminal blocks, need to arrange many terminal blocks together and connecting each other by fixed bridges).

WS...-DB & WS...T-DB series miniature types, adopt sideways connection with miniaturization design and compacted structure. Suitable for both v-type rail connection and fixed plate connection(hole diameter ϕ3.3mm)The surface of fixed plate should be kept smooth and no fur so that the installation can finished smoothly.

The insulator housings are made from PA66, with excellent tenacity and fire resistance, the damps are made from CrNi, with high tensile strength and corrosion resistance, provide long-term protection under bad circumstance such as high humidity, salt spray. The design of the product is in accordance with many international standards like IEC60947、IEC60079、UL1059、UL486E、CSA C22.2 No.158,etc.

说明 Specification	型号 Type	I_{max}	Purchase Pkt.
端子，可安装在 Terminal block,for mounting on	WS2.5-MID-CO		100
端板 Cover	D-WS2.5-MID-CO		100
端板(带有连接卡套）Cover（end plate with fixing flange)			
跨接件 Comb type jumper bar	WFA-DIN15	16A	200
测试插座 Test plug adapter	SSA		100
测试插头 Test plug	SSB		50
标记条 Zack strip	ZW 5		
Technical data			
尺寸 Dimensions			
厚度/宽度/端板厚度 T/W/Cover thickness [mm]	6/32/4		
高度 Height [mm]	22		
技术参数符合IEC/ DIN VDE 标准 Technical data in accordance with IEC/DIN VDE			
最大额定工作电流/截面积 Maximum load current/cross section [A]/[mm²]	24/2.5		
接线容量 Connection capacity			
带管状裸端头/管状预绝缘端头的柔性导线 Stranded with ferrule without/with plastic sleeve [mm²]	0.2-1.5/0.2-1.5		
带T WIN管状预绝缘端头的柔性导线 Stranded with TWIN ferrule with plastic sleeve [mm²]	-		
General data			
剥线长度 Stripping length [mm]	8-9		
绝缘材料 Insulating material	PA		
根据UL 94 所确定的材料等级 Inflammability class acc. to UL 94	V0		

WS Miniature types, no rail



Double entry

WS 2.5T-MID-CO

CE EAC RoHS REACH

	U [V]	I [A]	Wire size
IEC 60947-7-1	800	24	0.2-2.5mm²
UL 1059	600	15	28-14AWG

Single entry

WS 2.5-END-CO

CE EAC RoHS REACH

	U [V]	I [A]	Wire size
IEC 60947-7-1	800	24	0.2-2.5mm²
UL 1059	600	15	28-14AWG

WS SERIES

说明 Specification	型号 Type	I_{max}	Purchase Pkt.	型号 Type	I_{max}	Purchase Pkt.
端子，可安装在 Terminal block,for mounting on	WS2.5T-MID-CO		100	WS2.5-END-CO		100
端板 Cover	D-WS2.5-MID-CO		100			
端板(带有连接卡套）Cover（end plate with fixing flange)				D-WS2.5-END-CO		100
跨接件 Comb type jumper bar	WFA-DIN15	16A	200	WFA-DIN15	16A	200
测试插座 Test plug adapter	SSA		100	SSA		100
测试插头 Test plug	SSB		50	SSB		50
标记条 Zack strip	ZW 5			ZW 5		
Technical data						
尺寸 Dimensions						
厚度/宽度/端板厚度 T/W/Cover thickness [mm]	10/32/4			6/32/4		
高度 Height [mm]	22			22		
技术参数符合IEC/ DIN VDE 标准 Technical data in accordance with IEC/DIN VDE						
最大额定工作电流/截面积 Maximum load current/cross section [A]/[mm²]	24/2.5			24/2.5		
接线容量 Connection capacity						
带管状裸端头/管状预绝缘端头的柔性导线 Stranded with ferrule without/with plastic sleeve [mm²]	0.2-1.5/0.2-1.5			0.2-1.5/0.2-1.5		
带T WIN管状预绝缘端头的柔性导线 Stranded with TWIN ferrule with plastic sleeve [mm²]	-			-		
General data						
剥线长度 Stripping length [mm]	8-9			8-9		
绝缘材料 Insulating material	PA			PA		
根据UL 94 所确定的材料等级 Inflammability class acc. to UL 94	V0			V0		

DEGSON®

WS Miniature types, no rail

Single entry

WS2.5-MID-CO-10A

	U [V]	I [A]	Wire size
IEC 60947-7-1	800	24	0.2-2.5mm²
UL 1059	600	15	28-14AWG

型号 Type	I_{max}	Purchase Pkt.
WS2.5-MID-CO-10A		100
D-WS2.5-MID-CO		100
WFA-DIN15	16A	200
SSA		100
SSB		50
ZW 5		



Double entry

WS2.5T-MID-CO-10A

	U [V]	I [A]	Wire size
IEC 60947-7-1	800	24	0.2-2.5mm²
UL 1059	600	15	28-14AWG

型号 Type	I_{max}	Purchase Pkt.
WS2.5T-MID-CO-10A		100
D-WS2.5-MID-CO		100
WFA-DIN15	16A	200
SSA		100
SSB		50
ZW 5		

WS SERIES

说明 Specification			
端子，可安装在 Terminal block,for mounting on			
端板 Cover			
端板(带有连接卡套）Cover（end plate with fixing flange)			
跨接件 Comb type jumper bar			
测试插座 Test plug adapter			
测试插头 Test plug			
标记条 Zack strip			
Technical data			
尺寸 Dimensions			
厚度/宽度/端板厚度 T/W/Coverthickness	[mm]	6/32/4	10/32/4
高度 Height	[mm]	22	22
技术参数符合IEC/ DIN VDE 标准 Technical data in accordance with IEC/DIN VDE			
最大额定工作电流/截面积 Maximum load current/cross section	[A]/[mm²]	24/2.5	24/2.5
接线容量 Connection capacity			
带管状裸端头/管状预绝缘端头的柔性导线 Stranded with ferrule without/with plastic sleeve	[mm²]	0.2-1.5/0.2-1.5	0.2-1.5/0.2-1.5
带T WIN管状预绝缘端头的柔性导线 Stranded with TWIN ferrule with plastic sleeve	[mm²]	-	-
General data			
剥线长度 Stripping length	[mm]	8-9	8-9
绝缘材料 Insulating material		PA	PA
根据UL 94 所确定的材料等级 Inflammability class acc. to UL 94		V0	V0

WS Miniature types side-entry



Double entry

WS 2.5T-END-CO

CE EAC RoHS REACH

	U [V]	I [A]	Wire size
IEC 60947-7-1	800	24	0.08-2.5mm²
UL 1059	600	15	28-14AWG

型号 Type	I_{max}	Purchase Pkt.
WS2.5T-END-CO		100
D-WS2.5-END-CO		100
WFA-DIN15	16A	200
SSA		100
SSB		50
ZW 5		





Single entry

WS 1.5-DB

c UL us CE RoHS REACH

	U [V]	I [A]	Wire size
IEC 60947-7-1	800	17.5	0.2-1.5mm²
UL 1059	300	10	28-16AWG

型号 Type	I_{max}	Purchase Pkt.
WS1.5-DB		150
D-WS1.5-DB		200
WFA-WS1.5-DB	10A	25
WHH-WS1.5-DB		200
WCC-WS1.5-DB		100
SSB		50
DEK5		

WS SERIES

说明 Specification			
端子，可安装在 Terminal block,for mounting			
端板 Cover			
跨接件 Comb Type Jumper Bar			
支撑轨适配器 Mounting Adapter With Screw			
测试插头适配器 Test PlugAdapter			
测试插头 Test Plug			
标记条 ZackStrip			
Technical data			
尺寸 Dimensions			
厚度/宽度/端板厚度 T/W/End plate	[mm]	10/32/4	5/25/2.5
高度 Height	[mm]	22	17
技术参数符合IEC/ DIN VDE 标准 Technical data in accordance with IEC/DIN VDE			
最大额定工作电流/截面积 Maximum load current/cross section	[A]/[mm²]	24/2.5	17.5/1.5
接线容纳量 Connection capacity			
带管状裸端头/管状预绝缘端头的柔性导线 Stranded with ferrule without/with plastic sleeve	[mm²]	0.2-1.5/0.2-1.5	0.2-1.5/0.2-1.5
带T WIN管状预绝缘端头的柔性导线 Stranded with TWIN ferrule with plastic sleeve	[mm²]	-	0.5
General data			
剥线长度 Stripping length	[mm]	8-9	8-9
绝缘材料 Insulating material		PA	PA
根据UL 94 所确定的材料等级 Inflammability class acc. to UL 94		V0	V0

WS Miniature types side-entry





Double entry

WS 1.5T-DB

	U [V]	I [A]	Wire size
IEC 60947-7-1	800	17.5	0.2-1.5mm²
UL 1059	300	10	28-16AWG



Single entry

WS 2.5-DB

	U [V]	I [A]	Wire size
IEC 60947-7-1	800	24	0.2-2.5mm²
UL 1059	300	15	28-14AWG

说明 Specification		型号 Type	I_{max}	Purchase Pkt.	型号 Type	I_{max}	Purchase Pkt.
端子，可安装在 Terminal block,for mounting		WS1.5T-DB		150	WS2.5-DB		100
端板 Cover		D-WS1.5-DB		200	D-WS2.5-DB		200
跨接件 Comb Type Jumper Bar		WFA-WS1.5-DB	10A	25	WFA-WS2.5-DB	16A	25
支撑轨适配器 Mounting Adapter With Screw		WHH-WS1.5-DB		200	WHH-WS1.5-DB		200
测试插头适配器 Test Plug Adapter		WCC-WS1.5-DB		100	WCC-WS1.5-DB		100
测试插头 Test Plug		SSB		50	SSB		50
标记条 ZackStrip		DEK6			DEK6		
Technical data							
尺寸 Dimensions							
厚度/宽度/端板厚度 T/W/End plate	[mm]	8/25/2.5			6/28/2.5		
高度 Height	[mm]	17			18		
技术参数符合IEC/ DIN VDE 标准 Technical data in accordance with IEC/DIN VDE							
最大额定工作电流/截面积 Maximum load current/cross section	[A]/[mm²]	17.5/1.5			24/2.5		
接线容纳量 Connection capacity							
带管状裸端头/管状预绝缘端头的柔性导线 Stranded with ferrule without/with plastic sleeve	[mm²]	0.2-1.5/0.2-1.5			0.2-2.5/0.2-2.5		
带T WIN管状预绝缘端头的柔性导线 Stranded with TWIN ferrule with plastic sleeve	[mm²]	0.5			0.5		
General data							
剥线长度 Stripping length	[mm]	8-9			8-9		
绝缘材料 Insulating material		PA			PA		
根据UL 94所确定的材料等级 Inflammability class acc. To UL 94		V0			V0		



Double entry

WS 2.5T-DB

	U [V]	I [A]	Wire size
IEC 60947-7-1	800	24	0.2-2.5mm²
UL 1059	300	15	28-14AWG



Single entry

WS1.5-DB-10A

	U [V]	I [A]	Wire size
IEC 60947-7-1	400	17.5	0.2-1.5mm²
UL 1059	300	10	28-16AWG

型号 Type	I_{max}	Purchase Pkt.	说明 Specification		型号 Type	I_{max}	Purchase Pkt.
WS2.5T-DB		100	端子，可安装在 Terminal block,for mounting		WS1.5-DB-10A		150
D-WS2.5-DB		200	端板 Cover		D-WS1.5-DB		200
WFA-WS2.5-DB	16A	25	跨接件 Comb Type Jumper Bar		WFA-WS1.5-DB	10A	25
WHH-WS1.5-DB		200	支撑轨适配器 Mounting Adapter With Screw		WHH-WS1.5-DB		200
WCC-WS1.5-DB		100	测试插头适配器 Test Plug Adapter		WCC-WS1.5-DB		100
SSB		50	测试插头 Test Plug		SSB		50
DEK6			标记条 ZackStrip		DEK5		
			Technical data				
			尺寸 Dimensions				
10/28/2.5			厚度/宽度/端板厚度 T/W/End plate	[mm]	5/25/2.5		
18			高度 Height	[mm]	18		
			技术参数符合IEC/ DIN VDE 标准 Technical data in accordance with IEC/DIN VDE				
24/2.5			最大额定工作电流/截面积 Maximum load current/cross section	[A]/[mm²]	17.5/1.5		
			接线容纳量 Connection capacity				
0.2-2.5/0.2-2.5			带管状裸端头/管状预绝缘端头的柔性导线 Stranded with ferrule without/with plastic sleeve	[mm²]	0.2-1.5/0.2-1.5		
0.5			带T WIN管状预绝缘端头的柔性导线 Stranded with TWIN ferrule with plastic sleeve	[mm²]	0.5		
			General data				
8-9			剥线长度 Stripping length	[mm]	8-9		
PA			绝缘材料 Insulating material		PA		
V0			根据UL 94所确定的材料等级 Inflammability class acc. to UL 94		V0		

WS Miniature types side-entry



Single entry

WS2.5-DB-10A

CE EAC RoHS REACH

	U [V]	I [A]	Wire size
IEC 60947-7-1	800	24	0.2-2.5mm²
UL 1059	300	15	28-14AWG

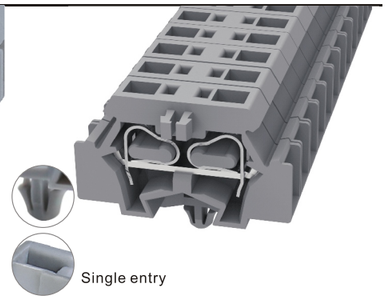

Single entry

WS2.5-DB-21A

CE EAC RoHS REACH

	U [V]	I [A]	Wire size
IEC 60947-7-1	800	24	0.2-2.5mm²
UL 1059	300	15	28-14AWG

WS SERIES

说明 Specification		型号 Type	I_{max}	Purchase Pkt.	型号 Type	I_{max}	Purchase Pkt.
端子，可安装在 Terminal block,for mounting		WS2.5-DB-10A		100	WS2.5-DB-21A		100
端板 Cover		D-WS2.5-DB		200	D-WS2.5-DB		200
跨接件 Comb Type Jumper Bar		WFA-WS2.5-DB	16A	25	WFA-WS2.5-DB	16A	25
支撑轨适配器 Mounting Adaper With Screw		WHH-WS1.5-DB		200	WHH-WS1.5-DB		200
测试插头适配器 Test PlugAdapter		WCC-WS1.5-DB		100	WCC-WS1.5-DB		100
测试插头 Test Plug		SSB		50	SSB		50
标记条 Zack Strip					DEK5		
Technical data							
尺寸 Dimensions							
厚度/宽度/端板厚度 T/W/End plate	[mm]	6/28/2.5			6/28/2.5		
高度 Height	[mm]	18			18		
技术参数符合IEC/ DIN VDE 标准 Technical data in accordance with IEC/DIN VDE							
最大额定工作电流/截面积 Maximum load current/cross section	[A]/[mm²]	24/2.5			24/2.5		
接线容纳量 Connection capacity							
带管状裸端头/管状预绝缘端头的柔性导线 Stranded with ferrule without/with plastic sleeve	[mm²]	0.2-2.5/0.2-2.5			0.2-2.5/0.2-2.5		
带T WIN管状预绝缘端头的柔性导线 Stranded with TWIN ferrule with plastic sleeve	[mm²]	0.5			0.5		
General data							
剥线长度 Stripping length	[mm]	8-9			8-9		
绝缘材料 Insulating material		PA			PA		
根据UL 94 所确定的材料等级 Inflammability class acc. To UL94		V0			V0		



Single entry

WS 4-DB

CE EAC RoHS REACH

	U [V]	I [A]	Wire size
IEC 60947-7-1	630	32	0.2-4mm²
UL 1059	300	20	28-12AWG



Double entry

WS 4T-DB

CE EAC RoHS REACH

	U [V]	I [A]	Wire size
IEC 60947-7-1	630	32	0.2-4mm²
UL 1059	300	20	28-12AWG

WS SERIES

说明 Specification		型号 Type	I_{max}	Purchase Pkt.	型号 Type	I_{max}	Purchase Pkt.
端子，可安装在 Terminal block,for mounting		WS4-DB		95	WS4T-DB		50
端板 Cover		D-WS4-DB		100	D-WS4-DB		100
跨接件 Comb Type Jumper Bar		WFA-WS4-DB	16A	25	WFA-WS4-DB	16A	25
支撑轨适配器 Mounting Adapter With Screw		WHH-WS1.5-DB		200	WHH-WS1.5-DB		200
测试插头适配器 Test PlugAdapter							
测试插头 Test Plug		SSB		50	SSB		50
标记条 ZackStrip		DEK6			DEK6		
Technical data							
尺寸 Dimensions							
厚度/宽度/端板厚度 T/W/End plate	[mm]	7/33.5/2.5			12/33.5/2.5		
高度 Height	[mm]	23			23		
技术参数符合IEC/ DIN VDE 标准 Technical data in accordance with IEC/DIN VDE							
最大额定工作电流/截面积 Maximum load current/cross section	[A]/[mm²]	32/4			32/4		
接线容纳量 Connection capacity							
带管状裸端头/管状预绝缘端头的柔性导线 Stranded with ferrule without/with plastic sleeve	[mm²]	0.2-4/0.2-4			0.2-4/0.2-4		
带T WIN管状预绝缘端头的柔性导线 Stranded with TWIN ferrule with plastic sleeve	[mm²]	0.5-1			0.5-1		
General data							
剥线长度 Stripping length	[mm]	8-9			8-9		
绝缘材料 Insulating material		PA			PA		
根据UL 94 所确定的材料等级 Inflammability class acc. To UL94		V0			V0		

WS Miniature types side-entry



The itemsmarked " (SCHEDULING) " are the parts under scheduling.



Single entry

WS2.5-DB-20A

	U [V]	I [A]	Wire size
IEC 60947-7-1	500	24	0.2-2.5mm²
UL 1059	300	15	28-14AWG



Double entry

WS2.5T-DB-20A

	U [V]	I [A]	Wire size
IEC 60947-7-1	500	24	0.2-2.5mm²
UL 1059	300	15	28-14AWG



Single entry

WS2.5-DB-30A

	U [V]	I [A]	Wire size
IEC 60947-7-1	500	24	0.2-2.5mm²
UL 1059	300	15	28-14AWG



Double entry

WS2.5T-DB-30A

	U [V]	I [A]	Wire size
IEC 60947-7-1	500	24	0.2-2.5mm²
UL 1059	300	15	28-14AWG

WS SERIES

WS2.5/T-DB-20A/30A系列小型接线端子，结合了构造紧凑，占用空间小，节省了布线空间和费用，在WS2.5-DB的基础上，新增了辅助按钮设备，可以方便快捷的接线，大大节省了接线时间，提高安装效率。带固定脚型既可安装于V型导轨上，又可安装在固定板上（孔径ϕ3.3mm），安装板需保持平滑无毛刺，以保证安装通畅。绝缘件采用尼龙66，具有良好的韧性和阻燃性，压线框材料采用进口高质量镍铬弹簧钢（CrNi），它有着高的抗拉强度和被多年实际经验所证明的高抗腐蚀能力，提供潮湿，盐雾等恶劣环境下的长期保护，产品设计符合IEC60947、IEC60079、UL1059、UL486E、CSA C22.2No.158等国际标准。

WS2.5/T-DB-20A/30A series miniature terminal block, compact design, save space, cost saving.Based on WS 2.5-DB,new auxiliary push button is added.easy connection, save time and higher efficiency .
Suitable for both v-type rail connection and fixed plate connection(hole diameterϕ3.3mm).The surface of fixed plate should be kept smooth and no furso that the installation can finished smoothly.The insulation parts is nylon 66 ,good strength and flammability.The metal parts is imported high quality CrNi spring steel,good strength and anti-corrosion performancewhich can offer long term protection in such severe environments as humid and saltfog. Our The design four products conformsto international standards such asIEC60947、IEC60079、UL1059、UL486E、CSA C22.2 No.158

WS SERIES

说明 Specification		型号 Type	I_{max}	Purchase Pkt.
端子，可安装在 ⊔ Terminal block,for mounting ⊔		WS2.5-DB-20A		100
端板 Cover		D-WS2.5-DB		200
跨接件 Comb Type Jumper Bar		WFA-WS2.5-DB	16A	25
支撑轨适配器 Mounting Adapter With Screw		WHH-WS1.5-DB		200
测试插头适配器 Test Plug Adapter		WCC-WS1.5-DB		100
测试插头 Test Plug		SSB		50
标记条 ZackStrip		DEK6		
Technical data				
尺寸 Dimensions				
厚度/宽度/端板厚度 T/W/End plate	[mm]	6/28/2.5		
高度 Height	[mm]	18		
技术参数符合IEC/ DIN VDE 标准 Technical data in accordance with IEC/DIN VDE				
最大额定工作电流/截面积 Maximum load current/cross section	[A]/[mm²]	24/2.5		
接线容纳量 Connection capacity				
带管状裸端头/管状预绝缘端头的柔性导线 Stranded with ferrule without/with plastic sleeve	[mm²]	0.2-2.5/0.2-2.5		
带T WIN管状预绝缘端头的柔性导线 Stranded with TWIN ferrule with plastic sleeve	[mm²]	0.5		
General data				
剥线长度 Stripping length	[mm]	8-9		
绝缘材料 Insulating material		PA		
根据UL 94所确定的材料等级 Inflammability class acc. To UL 94		V0		

型号 Type	I_{max}	Purchase Pkt.
WS2.5T-DB-20A		100
D-WS2.5-DB		200
WFA-WS2.5-DB	16A	25
WHH-WS1.5-DB		200
WCC-WS1.5-DB		100
SSB		50
DEK6		
10/28/2.5		
18		
24/2.5		
0.2-2.5/0.2-2.5		
0.5		
8-9		
PA		
V0		

型号 Type	I_{max}	Purchase Pkt.
WS2.5-DB-30A		100
D-WS2.5-DB		200
WFA-WS2.5-DB	16A	25
WHH-WS1.5-DB		200
WCC-WS1.5-DB		100
SSB		50
DEK6		
6/28/2.5		
18		
24/2.5		
0.2-2.5/0.2-2.5		
0.5		
8-9		
PA		
V0		

型号 Type	I_{max}	Purchase Pkt.
WS2.5T-DB-30A		100
D-WS2.5-DB		200
WFA-WS2.5-DB	16A	25
WHH-WS1.5-DB		200
WCC-WS1.5-DB		100
SSB		50
DEK6		
10/28/2.5		
18		
24/2.5		
0.2-2.5/0.2-2.5		
0.5		
8-9		
PA		
V0		

D-WS1.5,D-WS2.5
D-WS4, D-WS6
D-WS10, D-WS16

D-WS1.5 → WS1.5,WS1.5-PE
D-WS2.5 → WS2.5,WS2.5-PE
D-WS4 → WS4,WS4-PE
D-WS6 → WS6,WS6-PE
D-WS10 → WS10,WS10-PE
D-WS16 → WS16,WS16-PE

D-WS1.5-TW, D-WS2.5-TW
D-WS4-TW, D-WS6-TW
D-WS10-TW, D-WS16-TW

D-WS1.5-TW → WS1.5-TW,WS1.5-TW-PE
D-WS2.5-TW → WS2.5-TW,WS2.5-TW-PE
D-WS4-TW → WS4-TW,WS4-TW-PE
D-WS6-TW → WS6-TW,WS6-TW-PE
D-WS10-TW → WS10-TW,WS10-TW-PE
D-WS16-TW → WS16-TW,WS16-TW-PE

D-WS1.5-SD, D-WS2.5-SD
D-WS4-SD, D-WS6-SD
D-WS10-SD, D-WS16-SD

D-WS1.5-SD - WS1.5-SD
D-WS2.5-SD - WS2.5-SD,WS2.5-SD-PE
D-WS4-SD - WS4-SD,WS4-SD-PE
D-WS6-SD - WS6-SD,WS6-SD-PE
D-WS10-SD - WS10-SD,WS10-SD-PE
D-WS16-SD - WS16-SD,WS16-SD-PE

D-WS2.5-MID-CO

D-WS2.5-MID-CO → WS2.5-DIN15,
WS2.5-DIN35,
WS2.5-MID-CO
WS2.5T-DIN15,
WS2.5T-DIN35,
WS2.5T-MID-CO

D-WS1.5-QU, D-WS2.5-QU
D-WS4-QU

D-WS1.5-QU → WS1.5-QU,WS1.5-QU-PE
D-WS2.5-QU → WS2.5-QU,WS1.5-QU-PE
D-WS4-QU → WS4-QU,WS4-QU-PE

D-WS2.5P

D-WS2.5P - WS2.5P,WS2.5P-PE

D-WS1.5-QU-100A

D-WS1.5-QU-100A - WS1.5-QU-100A

SCHEDULING

D-WS2.5-TW-TA
D-WS4-TW-TA

D-WS2.5- TW-TA → WS2.5-TW-TA,WS2.5-TW-TA-PE
D-WS4-TW-TA → WS4-TW-TA,WS4-TW-TA-PE



SCHEDULING

D-WS4-QU-TA

D-WS4-QU-TA → WS4-QU-TA



D-WS2.5-END-CO

D-WS2.5-END-CO → WS2.5-END-CO
WS2.5T-END-CO

D-WS1.5-DB
D-WS2.5-DB
D-WS4-DB

D-WS1.5-DB → WS1.5-DB,WS1.5T-DB
D-WS2.5-DB → WS2.5-DB,WS2.5T-DB
D-WS4-DB → WS4-DB,WS4T-DB

WHH-WS1.5-DB

WHH-WS1.5-DB → WS1.5-DB,WS1.5T-DB
WS2.5-DB,WS2.5T-DB
WS4-DB,WS4T-DB

E-WS

E-WS → NS35/7.5,NS35/15

E-WS-DIN15

E-WS-DIN15 → WS2.5-DIN15,WS2.5T-DIN15
PCMB2.5, PCMB 4

DEK 4,DEK 5, DEK 6

DEK4 → WS1.5,WS1.5-PE,WS1.5-TW,WS1.5-TW-PE,
WS1.5-QU,WS1.5-QU-PE,WS1.5-DB,WS1.5T-DB
DEK5 → WS2.5,WS2.5-PE,WS2.5-TW,WS2.5-TW-PE,
WS2.5-QU,WS2.5-QU-PE,WS2.5-DB,WS2.5T-DB
DEK6 → WS4,WS4-PE,WS4-TW,WS4-TW-PE,WS4-QU,
WS4-QU-PE,WS4-DB,WS4T-DB

ZW 5

ZW 5 → WS2.5-DIN15,WS2.5T-DIN15
WS2.5-DIN35,WS2.5T-DIN35
WS2.5-MID-CO,WS2.5T-MID-CO

ZB4,ZB5,ZB6

ZB4 → WS1.5,WS1.5-TW,WS1.5-QU,WS1.5-LD
WS1.5-TW-LD,WS1.5-QU-LD,WS1.5-QU-100A
ZB5 → WS2.5,W2.5-TW,WS2.5-QU,WS2.5-LD,
WS2.5-TW-LD,WS2.5-QU-LD
ZB6 → WS4,WS4-TW,WS4-QU,WS4-LD,
WS4-TW-LD,WS4-QU-LD

ZB6,ZB8,ZB10

ZB6 → WS4-SD,WS4-SD-PE
ZB8 → WS6,WS6-PE,WS6-TW,WS6-TW-PE,
WS6-SD,WS6-SD-PE,WS6-HE,WS6-RE
ZB10 → WS10,WS10-PE,WS10-TW,WS10-TW-PE,
WS16,WS16-PE,WS16-TW,WS16-TW-PE,
WS10-SD,WS10-SD-PE,WS16-SD,
WS16-SD-PE,WSK6,WSK6-ED,E-WS

WFA1.5, WFA2.5, WFA 4
WFA 6, WFA 10, WFA16

WFA1.5 → WS1.5,WS1.5-TW,WS1.5-QU,WS1.5-SD...
WFA2.5 → WS2.5,WS2.5-TW,WS2.5-QU,WS2.5-SD...
WFA4 → WS4,WS4-TW,WS4-QU,WS4-SD...
WFA6 → WS6,WS6-TW,WS6-SD...
WFA10 → WS10,WS10-TW,WS10-SD...
WFA16 → WS16,WS16-TW,WS16-SD...

WFB 1.5, WFB 2.5, WFB 4
WFB 6, WFB 10, WFB 16

WFB1.5 → WS1.5,WS1.5-TW,WS1.5-QU,WS1.5-SD...
WFB2.5 → WS2.5,WS2.5-TW,WS2.5-QU,WS2.5-SD...
WFB4 → WS4,WS4-TW,WS4-QU,WS4-SD...
WFB6 → WS6,WS6-TW,WS6-SD...
WFB10 → WS10,WS10-TW,WS10-SD...
WFB16 → WS16,WS16-TW,WS16-SD...

WFC 1.5, WFC 2.5, WFC 4
WFC 6, WFC 10, WFC 16

WFC1.5 → WS1.5,WS1.5-TW,WS1.5-QU,WS1.5-SD...
WFC2.5 → WS2.5,WS2.5-TW,WS2.5-QU,WS2.5-SD...
WFC4 → WS4,WS4-TW,WS4-QU,WS4-SD...
WFC6 → WS6,WS6-TW,WS6-SD...
WFC10 → WS10,WS10-TW,WS10-SD...
WFC16 → WS16,WS16-TW,WS16-SD...

WFE

WS2.5/T-DIN15 WS2.5/T-DIN35
WS2.5/T-DB-10A/20A/30A
WS2.5/T-MID-CO/-10A

DFB1.5,DFB2.5,DFB4
DFB6,DFB10,DFB16

DFB1.5 → DS1.5,DS1.5-PE
DFB2.5 → DS2.5,DS2.5-PE
DFB4 → DS4,DS4-PE
DFB6 → DS6,DS6-PE
DFB10 → DS10,DS10-PE
DFB16 → DS10,DS10-PE

DFA2.5,DFA4,DFA6
DFA10,DFA16,DFA35

DFA2.5 → DC2.5
DFA4 → DC4
DFA6 → DC6
DFA10 → DC10
DFA16 → DC16
DFA35 → DC35

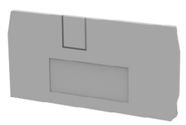

D-DS1.5,D-DS2.5,D-DS4
D-DS6,D-DS10,D-DS16

D-DS1.5 → DS1.5,DS1.5-PE
D-DS2.5 → DS2.5,DS2.5-PE
D-DS4 → DS4,DS4-PE
D-DS6 → DS6,DS6-PE
D-DS10 → DS10,DS10-PE
D-DS16 → DS16,DS16-PE



D-DC2.5,D-DC4,D-DC6
D-DC10,D-DC16,D-DC35

D-DC2.5 → DC2.5,DC2.5-PE
D-DC4 → DC4,DC4-PE
D-DC6 → DC6,DC6-PE
D-DC10 → DC10,DC10-PE
D-DC16 → DC16,DC16-PE
D-DC36 → DC36,DC36-PE

WB4

WB4 → WS1.5,WS1.5-PE,WS1.5-TW,WS1.5-TW-PE,
WB4 → WS1.5-QU,WS1.5-QU-PE,WS1.5-QU-LD,
WB4 → WS1.5-SD
WB4 → DS1.5,DS1.5-PE

WB5

WB5 → WS2.5,WS2.5-PE,WS2.5-TW,WS2.5-TW-PE,
WB5 → WS2.5-QU,WS2.5-QU-PE,WS2.5-TW-TA,
WB5 → WS2.5-SD
WB5 → DS2.5,DS2.5-PE

US-15

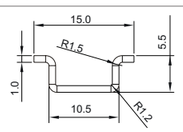



NS35/7.5

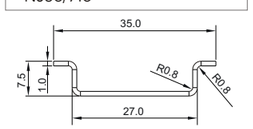



NS35/15

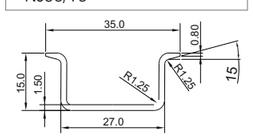

NS-32

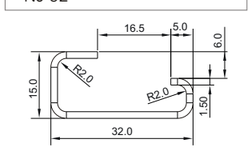

The items marked " (SCHEDULING) " are the parts under developing

PRODUCT COLOUR

COLOR	STANDARD COLOR	SPECIAL COLOR	
GREY	PANTONE 430C / DEGSON 01	PANTONE 429C / DEGSON 41	PANTONE 421U / DEGSON 61
BLUE	PANTONE 3015U / DEGSON 02	PANTONE 2995U / DEGSON 12	PANTONE 2925C / DEGSON 22
GREEN	PANTONE 556C / DEGSON 04	PANTONE 369U / DEGSON 14	PANTONE 356U / DEGSON 34
ORANGE	PANTONE 167C / DEGSON 05	PANTONE 158U / DEGSON 15	PANTONE 1675C / DEGSON 25
RED	PANTONE 208C / DEGSON 06	PANTONE 222C / DEGSON 36	
YELLOW	PANTONE 108C / DEGSON 08	PANTONE 465U / DEGSON 28	
WHITE	PANTONE 430C / DEGSON 09	PANTONE 427C / DEGSON 19	

COLOR	STANDARD COLOR
BLACK	PANTONE 419C / DEGSON 03
TRANSPARENT	PANTONE NATURAL COLOR / DEGSON 17

KONICA MINOLTA 日本 柯尼卡

Spectrophotometer 分光测色计

环 境 政 策

DEGSON® 认识到保护环境资源的重要性，并将其视为公司对社会应尽的义务，自觉满足产品的各项环保指标，为此我们制定以下环境战略方针：

1、满足客户需求，遵守国家和地方的法律、法规和其它环保要求。

2、环境保护为公司可持续发展的一项准则，坚持质量、效益和环保全面发展。

3、建立厂内废弃物管理，充分考虑在产品开发、生产、材料使用和废弃物处理等过程中可能影响环境的因素，提高企业内各场所的环境质量。

4、实施培训，全面提升全员的环境保护意识，实现环境管理体系和对环境保护能力的持续改进。

5、降耗节能，实现资源的充分利用。

6、向合作方及社会承诺为环境保护做出贡献。响应口号“人类只有一个地球”。

7、不断创新，开发新材料、新技术，制造节约型环保产品。

ENVIRONMENTAL POLICY

DEGSON realizes system regulation without lead in 2005 and has been granted ISO14001 in 2006. All the products conform to the European ROHS requirement.

DEGSON realizes the importance to protect environment resources, selfconsciously meets environment protection requirements for products and regardsit as the responsibility. Thus, we have made the following environment strategic policy：

1、To meet customers'demands and obey the national and local laws and regulations as well as other environmental protection requirements.

2、Take environmental protection as one criterion for continuing development of our company. Insist on fully development of quality, benefit and environ mental protection.

3、Fully considering the factors which will influence the environment in the processes of product development, manufacturing, material usage and waste processing, establish management system of waste in order to improve the environment of our company.

4、To increase the employees' consciousness of environmental protection through training and to realize the continuing improvement of environment management system and the ability of environmental protection.

5、To make full use of resources and to decrease consumption of material in order to save energy.

6、To promise to our partners and society that we will make contribution to environment protection. There is only one Earth for our humanity.

7、To strive for making conservation-oriented and environment-friendly products through continuous innovation and developing new materials and technology.

RoHS COMPLIANT