


BP-208SI-A00

Industrial Computing Platform Partner

Wallmount. ISA 8-slot Backplane. 8 ISA. Single Segment




Features

- ISA x 8
- Single System
- Dimension: 8.6" x 6.9" (219mm x 175mm)

BP-206SI-V60

Wallmount. ISA 6-slot Backplane. 6 ISA. Single Segment




Features

- ISA x 6
- Single System
- Chassis: AEC-206
- Dimension: 6.1" x 5.2" (155mm x 133mm)

BP-204SI-A13

Wallmount. ISA 4-slot Backplane. 4 ISA. Single Segment



Features

- ISA x 4
- Single System
- Chassis: AEC-204
- Dimension: 7.3" x 3.7" (186mm x 95mm)